

# BALTIMORE RAVENS GAME RELEASE

UNDER ARMOUR PERFORMANCE CENTER | 1 WINNING DRIVE | OWINGS MILLS, MD

PH: 410-701-4000 | BALTIMORERAVENS.COM | TWITTER: @RAVENS

WORLD CHAMPIONS: SUPER BOWL XXXV (2000) & SUPER BOWL XLVII (2012)



## BALTIMORE RAVENS AT LAS VEGAS RAIDERS



[11-5]

NFL WEEK 1 – SEPT. 13, 2021

[8-8]

8:15 P.M. ET – ALLEGIANT STADIUM (65,000)

### QUICK HITS

- X The Baltimore Ravens open their 26th season when they face the Las Vegas Raiders in a primetime Monday Night Football showdown (8:15 p.m. ET) from Allegiant Stadium.
- X In 2020, the Ravens earned their third-straight playoff berth – and ninth overall under head coach **John Harbaugh** – with an 11-5 record. Baltimore advanced to the Divisional Round of the playoffs for the eighth time during Coach Harbaugh's 13 years at the helm.
- X In 2020, Baltimore won six-straight games – including a 20-13 Wild Card battle at No. 4 Tennessee – before falling, 17-3, in the Divisional Round at No. 2 Buffalo to close out the season.
- X The Ravens scored the NFL's seventh-most points (29.3 ppg) in 2020 and allowed the NFL's second-fewest points (18.9 ppg). Baltimore produced a league-high 25 FFs, while the offense finished with the NFL's No. 1 rush attack (191.9 ypg) for the second-straight season.
- X Under Coach Harbaugh, Baltimore is one of four teams (NE, GB & Sea.) to earn a playoff berth in nine of the past 13 seasons. The Ravens are also one of four teams (KC, Sea. & NO) to make the playoffs in each of the past three seasons (2018-20).
- X Dating back to 2019, the Ravens have produced the NFL's No. 1 scoring offense (31.2 ppg) and allowed the second-fewest points per game (18.3). Baltimore is 25-7 since the 2019 campaign.
- X Since being named the starter in Week 11 of 2018, **QB Lamar Jackson** is 30-7 in regular season play, becoming the fastest QB in league history to reach the 30-win milestone.

### UPCOMING SCHEDULE

Wed. Sept. 8:	11:45 a.m. .... Player Podium Interviews
	1:55 p.m. .... Practice / Media Viewing
Thurs. Sept. 9:	11:15 a.m. .... Coach Harbaugh & Player Podium Interviews
	1:25 p.m. .... Practice / Media Viewing
Fri. Sept. 10:	11:15 a.m. .... Three Coordinators Podium Interviews
	1:25 p.m. .... Practice / Media Viewing
Sat. Sept. 11:	11:10 a.m. .... Practice / Media Viewing
	12:50 p.m. .... Coach Harbaugh & Player Podium Interviews

### CALLING THE ACTION

**Television:** ESPN & ABC / WMAR Ch. 2 (Baltimore)  
 - Steve Levy (play-by-play) - Brian Griese (analyst) - Louis Riddick (analyst)  
 - Lisa Salters (sideline) - Phil Dean (producer) - Jimmy Platt (director)

**National Radio:** Westwood One Sports  
 - Kevin Harlan (play-by-play) - Kurt Warner (analyst)

**Local Radio:** WBAL (1090 AM) & 98Rock (97.9 FM)  
 - Gerry Sandusky (play-by-play) - Femi Ayanbadejo (analyst)

### COACH HARBS SAYS

#### COACH HARBAUGH ON THE RAVENS' WEEK 1 MINDSET:

"The biggest challenge is the unknown. You just don't really know yourself until you play, and you don't know your opponent, because you haven't seen them on tape. It's one thing to watch them from last year, but they're different. ... We've played well in [recent season opener] games, but this is a new game. This is a different opponent; it's a new year. Nothing counts. You can't look back; you have to look forward. We just have to get ourselves ready to play this game against a very good Raiders team."

### INJURY NEWS

Notable players currently on Injured Reserve include: rookie first-rounder **WR Rashod Bateman** (groin), who was injured in practice on Aug. 10, **RB J.K. Dobbins** (knee), who will miss the entire season after sustaining his injury in the final preseason game at Washington, and **LB L.J. Fort** (knee), who sustained the season-ending injury during the Carolina preseason game. **TE Nick Boyle** (knee) has been limited in practice since coming off PUP following the preseason, while **CB Jimmy Smith** (ankle) hasn't practiced since Aug. 6.

### NOTE THE QUOTE

#### SI.COM'S ALBERT BREER ON LAMAR JACKSON ENTERING HIS FOURTH YEAR:

"If you want to say the league's figuring [Lamar] Jackson out, just know that he's figuring out a few things, too, and the guys in Baltimore are quietly excited about where it might take him, and about where it might take *them*."

## RAVENS' OPENER SUCCESS

- X Under John Harbaugh, the Ravens are 10-3 on Kickoff Weekend.
- X Baltimore has won five-straight Week 1 games, marking the NFL's third-longest active streak (GB & KC - six).
- X The Ravens' +197 point differential in Week 1 matchups during the Harbaugh Era (since 2008) ranks No. 1 in the NFL. (Philly is second at +129.)
- X Since 2008, Baltimore has scored the second-most points (377) in Week 1 games, while allowing the league's fewest (180).

#### NFL'S BEST KICKOFF WEEKEND RECORDS / SINCE 2008 (JOHN HARBAUGH ERA)

Rk.	Team	Record
1.	New England Patriots	11-2
2.	Baltimore Ravens	10-3
	Green Bay Packers	10-3
	Philadelphia Eagles	10-3



JOHN HARBAUGH  
14TH SEASON AS RAVENS HC

Chad Steele - SVP of Communications ■ Patrick Gleason - VP of Public Relations ■ Marisol Renner - Director of Publications ■ Tom Valente - Director of Public Relations  
 Vernon Dennis - Public Relations Coordinator ■ Brooke Balzano - Public Relations Intern ■ Dan Horowitz - Public Relations Intern

# RAVENS INFORMATION

## 2021 SCHEDULE

Date	Opponent	Time/Result
Mon. Sept. 13	at Las Vegas Raiders	8:15 p.m. (ESPN/ABC)
Sun. Sept. 19	Kansas City Chiefs	8:20 p.m. (NBC)
Sun. Sept. 26	at Detroit Lions	1 p.m.
Sun. Oct. 3	at Denver Broncos	4:25 p.m.
Mon. Oct. 11	Indianapolis Colts	8:15 p.m. (ESPN)
Sun. Oct. 17*	Los Angeles Chargers	1 p.m.
Sun. Oct. 24*	Cincinnati Bengals	1 p.m.
Sun. Oct. 31	Bye Week	
Sun. Nov. 7*	Minnesota Vikings	1 p.m.
Thurs. Nov. 11	at Miami Dolphins	8:20 p.m. (FOX/NFLN)
Sun. Nov. 21*	at Chicago Bears	1 p.m.
Sun. Nov. 28*	Cleveland Browns	8:20 p.m. (NBC)
Sun. Dec. 5*	at Pittsburgh Steelers	4:25 p.m.
Sun. Dec. 12*	at Cleveland Browns	1 p.m.
Sun. Dec. 19*	Green Bay Packers	1 p.m.
Sun. Dec. 26*	at Cincinnati Bengals	1 p.m.
Sun. Jan. 2*	Los Angeles Rams	4:25 p.m.
Sun. Jan. 9*	Pittsburgh Steelers	1 p.m.

\* Flexible Scheduling Games All Times Eastern

## RAVENS PRO BOWLERS

Entering the 2021 season, Baltimore has 12 players on its roster who have earned Pro Bowl honors.

### CURRENT RAVENS TO EARN PRO BOWL HONORS

- |                          |                              |
|--------------------------|------------------------------|
| ✗ TE Mark Andrews (1)    | ✗ CB Marcus Peters (3)       |
| ✗ DE Calais Campbell (6) | ✗ FB Patrick Ricard (2)      |
| ✗ CB Marlon Humphrey (2) | ✗ T Ronnie Stanley (1)       |
| ✗ OLB Justin Houston (4) | ✗ K Justin Tucker (4)        |
| ✗ QB Lamar Jackson (1)   | ✗ T Alejandro Villanueva (2) |
| ✗ P Sam Koch (1)         | ✗ DT Brandon Williams (1)    |

## MONDAY NIGHT RAVENS

- ✗ The Ravens are 10-6 on Monday Night Football during the **John Harbaugh** Era (since 2008). Under Coach Harbaugh, Baltimore has posted an 8-5 *road* record on Monday Night Football.
- ✗ Baltimore (8-5), Pittsburgh (10-3) and the NY Giants (5-8) have each played an NFL-high 13 *road* Monday games since 2008.
- ✗ In his three Monday Night Football starts (2-1 record), **QB Lamar Jackson** is 45-of-65 (63.1%) for 429 yards, 7 TDs and 0 INTs (118.0 rating). Jackson has also rushed for 302 yards (100.7 ypg) and 2 TDs.
- ✗ **K Justin Tucker** has made 24-of-25 FGAs (96.0%) in 10 Monday games. This includes a perfect 6-of-6 on 50-plus-yard kicks, including two game-winners (61 at Det. in 2013 and 55 at Cle. in 2020). Tucker also booted a 27-yard MNF game-winner vs. NE in 2012.

## 2021 KEY ADDITIONS / LOSSES

### Key Veteran Additions

### 2020 GP/GS

- OLB Justin Houston – FA (Ind.) (one-year contract) . . . . . 16/16**
- Entering his 11th NFL season, has played in 134 games (128 starts) for the Chiefs (2011-18) and the Colts (2019-20)
  - A first-team All-Pro (2014) and four-time Pro Bowler (2012-15), has tallied 444 tackles, 97.5 sacks, 117 TFL, 17 FFs and 13 FRs
  - Since he entered the league in 2011, ranks third in both sacks and fumble recoveries among active NFL defenders

### WR Sammy Watkins – UFA (KC) (one-year contract) . . . . . 10/9

- Has played in 86 career games (82 starts) for Buffalo (2014-16), the LA Rams (2017) and Kansas City (2018-20), posting 321 receptions for 4,665 yards (14.5 avg.) and 33 TDs
- In seven postseason contests (six starts), has recorded 26 receptions for 500 yards (19.2 avg) and 1 TD

### T Alejandro Villanueva – FA (Pit.) (two-year contract) . . . . . 16/16

- Entering 2021, the two-time Pro Bowler has played in 96 games (90 starts) at LT during his seven-year career (2014-20)
- Has played in 96-consecutive regular season games, tied for the second-longest active streak among NFL offensive tackles

### G Kevin Zeitler – FA (NYG) (three-year contract) . . . . . 16/16

- Has played in 135 games (134 starts) for Cincinnati (2012-17), Cleveland (2017-18) and the Giants (2019-20)

### Key Free Agents Retained

- OLB Tyus Bowser – UFA (four-year contract) . . . . . 16/2**
- RB Gus Edwards – RFA (two-year extension) . . . . . 16/6**
- DT Justin Ellis – UFA (one-year contract) . . . . . 13/3**
- OLB Pernell McPhee – UFA (one-year contract) . . . . . 15/13**

### Key Players Lost

- T Orlando Brown Jr. – traded (KC) . . . . . 16/16**
- LS Morgan Cox – UFA (Ten.) . . . . . 15/0**
- RB Mark Ingram II – released (Hou.) . . . . . 11/9**
- OLB Matthew Judon – UFA (NE) . . . . . 14/13**
- OLB Yannick Ngakoue – UFA (LAV) . . . . . 4/3**
- WR Willie Snead IV – UFA (LAV) . . . . . 13/8**

## 2021 DRAFT CLASS

Rd.	Pick	Name	Pos.	Ht.	Wt.	College
1a	27	Rashod Bateman	WR	6-1	193	Minnesota
1b	31	Odafe Oweh	OLB	6-5	251	Penn State
3a	94	Ben Cleveland	G	6-6	357	Georgia
3b	104	Brandon Stephens	DB	6-1	213	SMU
4	131	Tylan Wallace	WR	5-11	193	Oklahoma St.
5a	160	Shaun Wade (now w/ NE)	CB	6-1	191	Ohio State
5b	171	Daelin Hayes	OLB	6-4	253	Notre Dame
5c	184	Ben Mason (now w/ NE)	FB/TE	6-3	256	Michigan



# RAVENS / RAIDERS INFORMATION

## 2020 NFL RANKINGS

### OFFENSE

Category	--Ravens--		--Raiders--	
	Stats	Rank	Stats	Rank
Total Offense	363.1	19	383.3	8
Rush Offense	191.9	1	119.8	14
Pass Offense	171.2	32	263.6	7
Points Per Game	29.3	7	27.1	10
3rd-Down Off. %	48.8	4	46.0	6
4th-Down Off. %	63.2	8	76.2	3
Red Zone Off. (TD%)	63.3	12	54.2	23

### DEFENSE

Category	--Ravens--		--Raiders--	
	Stats	Rank	Stats	Rank
Total Defense	329.8	7	389.1	25
Rush Defense	108.8	8	125.8	24
Pass Defense	221.0	6	263.3	26
Points Per Game	18.9	2	29.9	30
3rd-Down Def. %	34.0	2	48.8	30
4th-Down Def. %	45.7	9	82.4	32
Red Zone Def. (TD%)	62.2	18	61.8	16

### TEAM

Category	--Ravens--		--Raiders--	
	Stats	Rank	Stats	Rank
Turnover Ratio	+4	10t	-11	30t
Penalties	104	28	98	23t
Penalty Yards	961	30	856	22

## RAVENS-RAIDERS SERIES HISTORY

X Regular Season Series: Ravens lead, 8-3.

X Postseason: Ravens lead, 1-0.

### RAVENS-RAIDERS SERIES HISTORY

Regular Season			
Date	Winner	Score/Site	Attend.
09/01/96	Ravens	19-14 Bal.	64,124
11/08/98	Ravens	13-10 Bal.	69,037
12/14/03	Raiders	20-12 @ Oak.	45,398
09/17/06	Ravens	28-6 Bal.	70,744
10/26/08	Ravens	29-10 Bal.	71,254
01/03/10	Ravens	21-13 @ Oak.	38,400
11/11/12	Ravens	55-20 Bal.	71,339
09/20/15	Raiders	37-33 @ Oak.	53,500
10/02/16	Raiders	28-27 Bal.	71,152
10/08/17	Ravens	30-17 @ Oak.	54,980
11/25/18	Ravens	34-17 Bal.	70,035
Postseason			
Date	Winner	Score/Site	Attend.
01/14/01	Ravens	16-3 @ Oak.	62,784

(AFC Championship)

## 2020 RAVENS / RAIDERS LEADERS

### PASSING YARDS [TDs/INTs]

Lamar Jackson	2,757 (26/9)	Derek Carr	4,103 (27/9)
Trace McSorley	90 (1/0)	Marcus Mariota	226 (1/1)

### RUSHING YARDS [AVG.]

Lamar Jackson	1,005 (6.3)	Josh Jacobs	1,065 (3.9)
J.K. Dobbins	805 (6.0)	Devontae Booker	423 (4.5)

### RECEIVING YARDS [CATCHES]

Marquise Brown	769 (58)	Darren Waller	1,196 (107)
Mark Andrews	701 (58)	Nelson Agholor	896 (48)

### POINTS

Justin Tucker	130	Daniel Carlson	144
J.K. Dobbins	58	Josh Jacobs	72

### INTERCEPTIONS [YARDS]

Marcus Peters	4 (17)	Jeff Heath	3 (89)
Tyus Bowser	3 (53)	Abram/Mullen	2 (n/a)

### SACKS [YARDS]

Yannick Ngakoue	8 (-43)	Maxx Crosby	7 (-38)
Matthew Judon	6 (-44)	Nicholas Morrow	3 (-29)

### TACKLES

Patrick Queen	105	Nick Kwiatkoski	81
Chuck Clark	96	Abram/Littleton	79

### GROSS PUNTING [NET]

Sam Koch	44.5 (42.5)	A.J. Cole	44.1 (40.1)
----------	-------------	-----------	-------------

### FIELD GOALS [PCT.]

Justin Tucker	26/29 (89.7)	Daniel Carlson	33/35 (94.3)
---------------	--------------	----------------	--------------

### PUNT RETURN YARDS [AVG.]

James Proche II	198 (8.6)	Hunter Renfrow	265 (11.5)
-----------------	-----------	----------------	------------

### KICKOFF RETURN YARDS [AVG.]

Devin Duvernay	578 (27.5)	Jalen Richard	240 (24.0)
----------------	------------	---------------	------------

## 2020 TALE OF THE TAPE

Category	Ravens	Raiders
Record	11-5	8-8
Best Streak	Won 5	Won 3
Points Scored	468	434
TDs Scored	55	48
Rushing TDs Scored	24	20
Passing TDs Scored	27	28
TDs on Returns	4	0
Points Against	303	478
TDs Allowed	37	55
Rushing TDs Allowed	12	24
Passing TDs Allowed	22	28
TDs on Returns Allowed	3	3
KOR Avg. For	26.7	19.0
KOR Avg. Against	21.1	23.4
PR Avg. For	9.0	11.5
PR Avg. Against	5.7	9.5
Sacks	39	21
Sacks Allowed	32	28
Interceptions	10	10
Interceptions Thrown	11	10
Fumbles Lost/Recovered	7/12	16/5

# RAVENS / RAIDERS INFORMATION

## RAVENS-RAIDERS CONNECTIONS

### Franchise Connections

- Ravens defensive coordinator **Don “Wink” Martindale** entered the NFL coaching ranks as the Raiders’ inside linebackers (2004-05) and linebackers (2006-08) coach.
- Baltimore inside linebackers coach **Rob Ryan** earned his first NFL defensive coordinator role with the Raiders (2004-08). Ravens defensive coordinator **Don “Wink” Martindale** served as the inside linebackers (2004-05) and linebackers coach (2006-08) under the Raiders’ Ryan-led defense.
- Raiders **TE Darren Waller** was selected by Baltimore in the sixth round of the 2015 NFL Draft. During his three-year spell in Baltimore (2015-17), Waller played in 18 games (four starts), seeing most of his action on special teams, while also notching 12 receptions for 103 yards and 2 TDs.
- Ravens practice squad **DT Justin Ellis** was originally selected by the Raiders in the fourth round of the 2014 NFL Draft. In five seasons with the Raiders (2014-18), Ellis played in 66 games (42 starts), recording 119 tackles, 6 TFL and a half-sack.
- Baltimore practice squad **OLB Chris Smith** (eight games in 2020) and **TE Eric Tomlinson** (three games in 2019) also suited up for the Silver and Black.
- Las Vegas **DE Yannick Ngakoue**, a Bowie, MD, native and University of Maryland alum, was acquired by the Ravens at the trade deadline in 2020 and played in nine games (three starts), recording 3 sacks.
- Raiders **LS Trent Sieg** signed with Baltimore as a rookie free agent in 2018 and spent training camp with the team.
- Las Vegas **WR Willie Snead IV** spent three seasons (2018-20) in Baltimore, totaling 126 receptions for 1,422 yards and 9 TDs in 45 games (29 starts). His 5 receiving TDs with the Ravens in 2019 marked a career high.
- Las Vegas **OL Jermaine Eluemunor** was a 2017 draft choice of the Ravens, while Raiders practice squad **LB Patrick Onwuasor** (a 2016 Baltimore rookie free agent) played in 57 games (32 starts) over four seasons, posting 213 tackles, 4 FFs and 1 INT.

### Local Connections

- Ravens **T Ronnie Stanley** is a Las Vegas native who prepped at Bishop Gorman HS, where he was a three-year starter and helped his team to a combined 43-3 record, three-straight state titles and final No. 5 national ranking in 2011.
- Raiders **DE Yannick Ngakoue** (Bowie) is a Maryland native who also played collegiately at the University of Maryland, as did Raiders **DT Quinton Jefferson**.

### Other Connections

- Ravens wide receivers coach **Tea Martin** saw action at QB in two games with the Raiders (2003).
- Las Vegas **CB Trayvon Mullen Jr.** is a cousin of Ravens **QB Lamar Jackson**.
- The Ravens’ first-ever franchise win (19-14) came in a clash against the Oakland Raiders at Baltimore’s Memorial Stadium on Sept. 1, 1996.

## 2021 SCHEDULE FAST FACTS

- Baltimore is scheduled to play five primetime games (at Las Vegas, vs. Kansas City, vs. Indianapolis, at Miami and vs. Cleveland). It marks the third time (2020 and 2011) in franchise history that the Ravens have had five primetime games.
- The Ravens will also play three (at Las Vegas in Week 1, at Detroit in Week 3 and at Denver in Week 4) of their first four games on the road.
- For the second-straight year, Baltimore hosts an early-season primetime showdown with the Kansas City Chiefs in Week 2 on Sunday Night Football. The Ravens will also host a Monday Night Football game in Baltimore for the second-consecutive season when they face the Indianapolis Colts in Week 5. The Ravens will later welcome the Cleveland Browns to M&T Bank Stadium for a Sunday night clash in Week 12.
- The Ravens’ primetime road games include their first-ever trip to Allegiant Stadium to open the season at the Las Vegas Raiders, followed by a Thursday night showdown in Miami (Week 10).
- Baltimore will play nine games (seven different opponents) against teams that made the postseason in 2020 (Chicago, Cleveland – twice, Green Bay, Indianapolis, Kansas City, Los Angeles Rams and Pittsburgh – twice).
- The Ravens will face a 2020 playoff team in seven of their final eight contests. These eight games will be split at home (four) and on the road (four), with three of the season’s final four battles taking place at M&T Bank Stadium.
- The Ravens will not play an AFC North opponent until Week 7 (at Cincinnati), and in return, will square off against a division rival in five of the season’s last seven games.
- For the first time ever, the NFL will complete a 17-game regular season. Baltimore will host Pittsburgh in the 17th game on Jan. 9, 2022 – the latest regular season contest in franchise history. It also marks just the second time (2019) during the John Harbaugh Era (since 2008) that the Ravens will close the season vs. Pittsburgh.

## RAVENS RADIO BROADCASTS

- The Ravens’ 2021 radio team features Gerry Sandusky and former Ravens FB Femi Ayanbadejo. Sandusky, WBAL-TV 11’s sports director, delivers the play-by-play for the broadcast team, while Ayanbadejo serves as the color analyst.
- Games can be heard on 98Rock WIYY (97.9 FM), WBAL 1090 AM/101.5 FM, baltimoreravens.com and in the Ravens mobile app (when in Baltimore). The network broadcasts each game with 30 affiliates spanning five states – Maryland, Delaware, Kentucky, Pennsylvania and West Virginia – and Washington, D.C.
- Additionally, Ravens games can be heard in Spanish on WDCN La Nueva 87.7 FM in the D.C. area. Games are called by Gustavo Salazar and Ximena Lugo-Latorre.



# 2020 HIGHLIGHTS

## RAVENS RUSHING ATTACK

- ✗ The Ravens finished 2020 with the NFL's No. 1 rushing attack (191.9 ypg) for the second-straight season. Baltimore's 3,071 rushing yards stand as the third most in a 16-game NFL season. (The Ravens own two of the Top 3 marks.)
- ✗ Baltimore has rushed for 100+ yards in 39-straight games, marking the second-longest streak in pro football history.
- ✗ In 2020, Baltimore also registered an NFL-best six games with at least 200 rushing yards, including a franchise-record 404-yard output in Week 17's victory at Cincinnati.
- ✗ The Ravens' 24 rushing TDs ranked third in the NFL and set a new single-season franchise record.
- ✗ For the second-straight year, Baltimore had three players – **QB Lamar Jackson** (1,005), **RB J.K. Dobbins** (805) & **RB Gus Edwards** (723) – rush for over 700 yards each. The 2020 Ravens joined the 2019 Ravens and 2011 Panthers as the only teams ever with three 700-yard rushers in a season.
- ✗ Since **QB Lamar Jackson's** rookie season (2018), the Ravens have rushed for an NFL-high 8,808 yards (183.5 ypg).

### MOST RUSHING YARDS 16-GAME NFL SINGLE-SEASON HISTORY

Rk.	Team (Year)	Yards	Avg.	Att.
1.	Baltimore (2019)	3,296	5.53	596
2.	New England (1978)	3,165	4.72	671
3.	Baltimore (2020)	3,071	5.53	555

### MOST CONSECUTIVE GAMES W/ 100+ RUSHING YARDS (PRO FOOTBALL HISTORY / REGULAR SEASON)

Rk.	Team	Consec. Games	Season Span
1.	Pittsburgh Steelers	43	1974-77
2.	Baltimore Ravens	39	2018-present
3.	Detroit Lions	38	1935-39

### NFL RUSHING RANKINGS / 2020

Rk.	Team	YPG	Att.	Yards	Avg.	TDs
1.	Baltimore Ravens	191.9	555	3,071	5.53	24
2.	Tennessee Titans	168.1	521	2,690	5.16	26
3.	Cleveland Browns	148.4	495	2,374	4.80	21

### 200-YARD RUSHING GAMES / 2020

Rk.	Team	200-Yard Games
1.	Baltimore Ravens	6
2.	Tennessee Titans	5
3.	Cleveland Browns	4

### NFL RUSHING RANKINGS / SINCE 2018 (LAMAR JACKSON'S ROOKIE SEASON)

Rk.	Team	YPG	Att.	Yards	Avg.	TDs
1.	Baltimore Ravens	183.5	1,698	8,808	5.19	64
2.	Tennessee Titans	144.5	1,420	6,936	4.88	62
3.	Seattle Seahawks	140.2	1,426	6,731	4.72	45

## ACTION JACKSON

- ✗ **QB Lamar Jackson** tallied 26 TD passes and 7 rushing TDs in 2020, joining Deshaun Watson (2018-19) as the only QBs with at least 25 TD passes and 5 rushing TDs in consecutive seasons in NFL history.
- ✗ Jackson eclipsed the 1,000-yard rushing mark for the second-straight season, becoming the first NFL QB ever with multiple 1,000-yard rushing seasons.
- ✗ Jackson is 30-7 as a regular season starter, becoming the first QB in NFL history to reach 30 wins in his first 37 starts.
- ✗ During the Ravens' five-game winning streak to close out regular season play, Jackson accounted for 15 TDs (11 passing & 4 rushing), producing a 115.8 QB rating, in addition to 430 rushing yards.

### MOST RUSHING YARDS (QB'S / SINGLE-SEASON NFL HISTORY)

1.	Lamar Jackson (2019)	1,206
2.	Michael Vick (2006)	1,039
3.	Lamar Jackson (2020)	1,005
4.	Bobby Douglass (1972)	968

## ROOKIE DOBBINS RUMBLES

Among NFL rookies, **RB J.K. Dobbins** ranked No. 3 in both rushing yards (805) and rushing TDs (9). He led *all* NFL RBs in yards-per-carry average (6.01), while his 9 total TDs set a new Ravens' rookie record. Dobbins recorded a rushing TD in six-consecutive games to close out 2020.

### RUSHING YARDS

(NFL ROOKIE RB'S / 2020)

- Jonathan Taylor (Ind.) ..... 1,169
- James Robinson (Jax.) ..... 1,070
- J.K. Dobbins (Bal.) ..... 805**

### RUSHING TDs

(NFL ROOKIE RB'S / 2020)

- Antonio Gibson (Was.) ..... 11
- Jonathan Taylor (Ind.) ..... 11
- J.K. Dobbins (Bal.) ..... 9**

### YARDS-PER-CARRY AVG.

(ALL RUSHERS / 2020)

- Lamar Jackson (Bal.) ... **6.32**
- Kyler Murray (Ari.) ..... 6.16
- J.K. Dobbins (Bal.) ..... 6.01**
- Nick Chubb (Cle.) ..... 5.62

### TOTAL TOUCHDOWNS

(ALL-TIME RAVENS ROOKIES)

- J.K. Dobbins (2020) ..... 9**
- Marquise Brown (2019) ..... 7
- Marlon Brown (2013) ..... 7
- Torrey Smith (2011) ..... 7

## RAVENS GOT HOT WITH 5-GAME WIN STREAK

The Ravens' five-game winning streak to close out the regular season began in Week 13. From Weeks 13-17, Baltimore produced an NFL-high 267.4 rushing yards per game and the second-most points per game (37.2).

### KEY OFFENSIVE RANKINGS / WEEKS 13-17

#### RUSHING YARDS PER GAME

- Baltimore ..... 267.4**
- Tennessee ..... 190.0
- Arizona ..... 169.6

#### POINTS PER GAME

- Buffalo ..... 40.4
- Baltimore ..... 37.2**
- Tampa Bay ..... 37.0

#### THIRD-DOWN PCT.

- Baltimore ..... 61.3**
- Cleveland ..... 52.9
- Green Bay ..... 52.0

#### RUSHING TOUCHDOWNS

- Baltimore ..... 12**
- New Orleans ..... 11
- Tennessee ..... 11



# 2020 HIGHLIGHTS

## FORCE THOSE FUMBLES

**X** The Ravens ranked No. 1 in the NFL with 25 forced fumbles. Baltimore's 25 FFs stand second in single-season franchise history, just 1 shy of the record (26) set by the 2000 Ravens.

### MOST FORCED FUMBLES / 2020 NFL SEASON

Rk.	Team	Forced Fumbles
1.	Baltimore Ravens	25
2.	Atlanta Falcons	17
	Cleveland Browns	17
	New York Jets	17

### MOST FORCED FUMBLES / RAVENS SINGLE SEASON

Rk.	Year	Forced Fumbles
1.	2000 Ravens	26
2.	2020 Ravens	25
3.	2003 Ravens	23

**X** **CB Marlon Humphrey** led the NFL with a Ravens' single-season record 8 FFs, also tying for the second most by a DB in an NFL single season (stat tracked since 2000).

### MOST FORCED FUMBLES / NFL DEFENDERS / 2020

Rk.	Player (Team.)	Forced Fumbles
1.	Marlon Humphrey (Bal.)	8
2.	Haason Reddick (Ari.)	6
3.	Eleven Players	4

### MOST FORCED FUMBLES BY A DEFENSIVE BACK [SINGLE-SEASON RECORDS / SINCE 2000]

Rk.	Player (Year)	Forced Fumbles
1.	Charles Tillman (2012)	10
2.	Marlon Humphrey (2020)	8
	Chris Harris (2007)	8

### MOST FFs BY A PLAYER / RAVENS SINGLE SEASON

Rk.	Player (Year)	Forced Fumbles
1.	Marlon Humphrey (2020)	8
2.	Terrell Suggs (2011)	7
3.	Terrell Suggs (2003)	6

## TOP 2 SCORING DEFENSE

**X** The Ravens allowed 18.9 points per game in 2020, ranking as the NFL's second-best mark. The defense ranked seventh in yards allowed (329.8 ypg).

**X** Under **John Harbaugh**, the Ravens have now posted a Top 5 scoring defense in seven of his 13 years.

**X** During Coach Harbaugh's 13 seasons in Baltimore, the Ravens have boasted 10 Top 10 defenses (yards allowed).

### POINTS ALLOWED PER GAME / 2020

Rk.	Team	PPG Allowed
1.	Los Angeles Rams	18.5
2.	Baltimore Ravens	18.9
3.	Pittsburgh Steelers	19.5
4.	Washington Football Team	20.6

## NFL'S BEST POINTS DIFFERENTIAL

For the second-straight season, the Ravens led the NFL in points differential (+165). Baltimore ranked seventh in the NFL in points per game (29.3) and was second in points allowed per contest (18.9).

### NFL POINTS DIFFERENTIAL / 2020

Rk.	Team	Points Diff.	Points Scored	Points Allowed
1.	Baltimore	+165	468	303
2.	New Orleans	+145	482	337
3.	Green Bay	+140	509	369
4.	Tampa Bay	+137	492	355
5.	Buffalo	+126	501	375

## STRONG ON THIRD DOWN

In 2020, Baltimore was the NFL's only team to rank in the Top 4 in both third-down offense and third-down defense.

### THIRD-DOWN OFFENSE

1.	Buffalo	49.7%
2.	Green Bay	49.4%
3.	Kansas City	49.0%
4.	Baltimore	48.8%

### THIRD-DOWN DEFENSE

1.	Miami	31.2%
2.	Baltimore	34.0%
3.	LA Rams	35.4%
4.	San Francisco	35.5%

## NUMBERS TO RAVE ABOUT

**5** – Such seasons a Ravens' player has recorded at least 50 catches, 700 receiving yards and 8 receiving TDs, including **WR Marquise Brown** in 2020 (58 for 769 & 8). **TE Mark Andrews** (2019) also accomplished the feat, as did WR Michael Jackson (1996) and WR Derrick Aledander (1996 & 1997).

**26.7** – Kickoff return average by the Ravens in 2020, ranking as the NFL's second-best mark (Buf., 27.6).

**34** – Scrimmage TDs allowed by the Ravens' defense in 2020, ranking as the NFL's second fewest (LAR, 29).

**116** – QB hits by the Ravens' defense, which tied (TB) for the NFL's second most in 2020 (Pittsburgh, 136).

**130** – Points by **K Justin Tucker** in 2020. Tucker has scored at least 130 points in five-straight years, tying the NFL record of consecutive seasons with 130+ points (Stephen Gostkowski, 2011-15 & David Akers, 2008-12).

**701** – Receiving yards on 58 catches by **TE Mark Andrews**, who added 7 receiving TDs, in 2020. Andrews became the first TE in Ravens history to produce multiple seasons (also 2019) with at least 700 receiving yards and at least 7 receiving TDs.

**X** Baltimore and New Orleans were the only teams in 2020 to rank in the Top 7 in both scoring offense and scoring defense. The Ravens allowed the league's second-fewest points (18.9) and scored the seventh most (29.3), while the Saints ranked fifth in both categories (21.1 & 30.1).

**X** Baltimore is the NFL's only team to rank in the Top 7 in both scoring offense and scoring defense the past two seasons (2019-20).

# RAVENS WINNING WAYS

## TOP FRANCHISES / SINCE 2000

### TOTAL WINS

1. New England Patriots..... 274
2. Pittsburgh Steelers..... 232
3. Green Bay Packers..... 224
4. Indianapolis Colts..... 221
5. Baltimore Ravens..... 217
6. Philadelphia, Seattle..... 208

### SUPER BOWL BERTHS

1. New England Patriots..... 9
2. New York Giants..... 3
- Pittsburgh Steelers..... 3
- Seattle Seahawks..... 3
5. Baltimore Ravens, Car., Den. ... 2
- Ind., KC, Phi., SF, TB..... 2

### SUPER BOWL TITLES

1. New England Patriots..... 6
2. Baltimore Ravens..... 2
- New York Giants..... 2
- Pittsburgh Steelers..... 2
- Tampa Bay Buccaneers..... 2
6. Seven Teams..... 1

### CONF. TITLE GAMES

1. New England Patriots..... 13
2. Green Bay Packers..... 6
- Philadelphia Eagles..... 6
- Pittsburgh Steelers..... 6
5. Baltimore Ravens..... 4
- Ind. & SF..... 4

### WINNING SEASONS

1. New England Patriots..... 19
2. Pittsburgh Steelers..... 16
3. Baltimore Ravens..... 15
- Green Bay Packers..... 15
- Indianapolis, Seattle..... 15

### PLAYOFF BERTHS

1. New England Patriots..... 17
2. Green Bay Packers..... 15
- Indianapolis Colts..... 15
4. Seattle Seahawks..... 14
5. Baltimore, Phi., Pit..... 13

### PLAYOFF GAMES

1. New England Patriots..... 41
2. Green Bay Packers..... 28
3. Baltimore Ravens..... 27
- Indianapolis Colts..... 27
- Seattle Seahawks..... 27

### PLAYOFF WINS

1. New England Patriots..... 30
2. Baltimore Ravens..... 16
3. Pittsburgh Steelers..... 15
4. Green Bay Packers..... 14
- Philadelphia, Seattle..... 14

## TWO-TIME SUPER BOWL CHAMPIONS



In a magnificent effort showcasing thrilling performances by their defense, offense and special teams units, the Baltimore Ravens won Super Bowl XXXV with a 34-7 victory over the New York Giants. Allowing the Giants a meager 152 total net yards, New York's attack crossed midfield just twice, while Baltimore's "D" posted 4 INTs. LB Ray Lewis was named the game's MVP, capping an accolade-filled season in which he was also tabbed the NFL's Defensive Player of the Year.

Baltimore defeated San Francisco, 34-31, in Super Bowl XLVII, capturing the franchise's second World Championship. After an amazing first-half performance, the Ravens took a commanding 28-6 lead. But following a bizarre, 34-minute power outage that halted play, the 49ers stormed back into contention. Clinging to a 34-29 edge late in the game, the Ravens stood firm on a pivotal goal-line stand, jamming SF on four-straight plays inside the 7-yard line. QB Joe Flacco was named the game's MVP.

## PLAYOFF PERFORMERS

### FRANCHISE PLAYOFF WINNING PERCENTAGES [SINCE 1970 MERGER]

Rk.	Team	Record	Pct.
1.	New England Patriots*****	36-20	.643
2.	New York Giants****	20-12	.625
3.	San Francisco 49ers*****	32-20	.615
4.	Baltimore Ravens**	16-11	.593
5.	Pittsburgh Steelers*****	36-25	.590

\* Number of Super Bowl Titles

## JOHN HARBAUGH ERA [SINCE 2008]

### PLAYOFF BERTHS

1. New England Patriots..... 11
2. Green Bay Packers..... 10
3. Baltimore Ravens..... 9
- Seattle Seahawks..... 9
5. Indianapolis Colts..... 8
- Kansas City Chiefs..... 8
- New Orleans Saints..... 8
- Pittsburgh Steelers..... 8
9. Philadelphia Eagles..... 7

### TOTAL WINS

1. New England Patriots..... 169
2. Green Bay Packers..... 143
- Pittsburgh Steelers..... 143
4. New Orleans Saints..... 141
5. Baltimore Ravens..... 140
6. Seattle Seahawks..... 131
7. Indianapolis Colts..... 125
8. Kansas City Chiefs..... 123
9. Atlanta, Philadelphia..... 117

### PLAYOFF WINS

1. New England Patriots..... 16
2. Baltimore Ravens..... 11
- Green Bay Packers..... 11
4. Seattle Seahawks..... 10
5. New Orleans, Pittsburgh..... 8

### PLAYOFF GAMES

1. New England Patriots..... 24
2. Green Bay Packers..... 20
3. Baltimore Ravens..... 19
4. Seattle Seahawks..... 18
5. New Orleans, Pittsburgh..... 15

### AFC TITLE GAMES

1. New England Patriots..... 8
2. Baltimore Ravens..... 3
- Kansas City Chiefs..... 3
- Pittsburgh Steelers..... 3
5. Denver, Indianapolis..... 2
- NY Jets..... 2

### PLAYOFF ROAD WINS

1. Baltimore Ravens..... 8
2. Green Bay Packers..... 5
3. New York Jets..... 4
4. Philadelphia Eagles..... 3
- San Francisco, Seattle..... 3
- Tampa Bay, Tennessee..... 3

### REG. SEASON WINS

1. New England Patriots..... 153
2. Pittsburgh Steelers..... 135
3. New Orleans Saints..... 133
4. Green Bay Packers..... 132
5. Baltimore Ravens..... 129
6. Seattle Seahawks..... 121
7. Indianapolis Colts..... 119

### REG. SEASON HOME WINS

1. New England Patriots..... 87
2. Green Bay Packers..... 78
3. Baltimore Ravens..... 77
4. Pittsburgh Steelers..... 75
5. New Orleans Saints..... 73
6. Seattle Seahawks..... 70
7. Indianapolis, Minnesota..... 68

## SUPER BOWL SUCCESS

The Ravens are one of five franchises (New England, NY Giants, Pittsburgh & Tampa Bay) to win multiple Super Bowls since 2000.



# HEAD COACH JOHN HARBAUGH



## RECORDS (2008-21)

- Overall Career Record ..... 140-87
- Regular Season Record..... 129-79
- at Home..... 77-27
- on Road ..... 52-52
- vs. AFC ..... 96-90
- vs. AFC North ..... 49-29
- vs. NFC..... 33-19
- Playoff Record ..... 11-8
- Home Playoff Games..... 2-2
- Road Playoff Games ..... 8-6
- Super Bowl Record..... 1-0
- Preseason..... 40-12
- vs. Raiders ..... 5-2



## ALL-TIME RAVENS COACHING RECORDS

John Harbaugh is the third head coach in Baltimore Ravens history. He is the franchise's all-time winningest coach (140 total victories), 11 of which have come in the playoffs.

Coach	Seasons	Reg. Season	Playoffs	Total
John Harbaugh	2008-20	129-79	11-8	140-87
Brian Billick	1997-2007	80-64	5-3	85-67
Ted Marchibroda	1996-98	16-31-1	n/a	16-31-1

## HARBAUGH FAST FACTS

John Harbaugh has led the Ravens to a playoff berth in nine (2008-12, 2014 & 2018-20) of his 13 seasons, and in 2012, captured the franchise's second Super Bowl title. In 2019, Coach Harbaugh became the first Ravens coach ever to win Associated Press NFL Coach of the Year Award.

Here are several more Harbaugh quick hits:

✗ Harbaugh owns the most road playoff wins (eight) by a HC in NFL history. Tom Landry (Dal.) and Tom Coughlin (Jax./NYG) are second with seven each.

✗ Under Harbaugh, Baltimore is one of four teams (NE, GB & Sea.) to earn a playoff berth in nine of the past 13 seasons. Baltimore is also one of four teams (KC, Sea. & NO) to make the playoffs in each of the past three seasons (2018-2020).

✗ In 2019, the Ravens posted a franchise-best 14-2 record. Baltimore won a team-record 12-straight games to close out the regular season, earning its first-ever No. 1 playoff seed.

✗ Coach Harbaugh has led the Ravens to four AFC North Division titles (2011-12, 2018-19).

✗ The Ravens' 11 playoff wins since 2008 tie (GB) for the second most in the NFL (New England - 16).

✗ Under "Harbs," the Ravens have secured an appearance in three AFC Championship games (2008, 2011 & 2012).

✗ "Harbs" is the only head coach in NFL history to win a playoff game in each of his first four and five seasons.

✗ John and his brother, Jim (formerly of the 49ers), are the only head coaches to advance to three conference title games in the first five years as NFL bosses.

✗ Harbaugh is the only coach in NFL history to win a playoff game in six of the first seven seasons of a coaching career.

✗ In 2012, Harbaugh became the third coach (with Bill Cowher & Chuck Knox) since the 1970 merger to guide his team to the playoffs in each of his first five seasons.

✗ With the Ravens' 2014 playoff berth, Harbaugh became one of eight coaches in NFL history to make the postseason in six of their first seven seasons coaching.

## RAVENS UNDER HARBAUGH: SINCE 2008

3

AFC TITLE GAMES  
2ND MOST,  
TIED, KC & PIT.

8

ROAD PLAYOFF WINS  
NFL'S MOST

9

PLAYOFF BERTHS  
3RD MOST,  
TIED, SEA.

11

PLAYOFF WINS  
2ND MOST, TIED, GB

77

WINS AT HOME  
3RD MOST

140

TOTAL VICTORIES  
5TH MOST



# HEAD COACH JOHN HARBAUGH

## ACTIVE HEAD COACH WINNING PERCENTAGE

Baltimore Ravens head coach John Harbaugh owns the fifth-best winning percentage (.617) among active coaches (min. 75 games), compiling a strong 140-87 record (including playoffs).

### 2021 ACTIVE HEAD COACHES / CAREER WINNING PERCENTAGE [TOTALS INCLUDE REGULAR SEASON AND PLAYOFF GAMES / MIN. 75 GAMES]

Rank	Coach	Teams	Seasons	Record	Pct.
1.	Bill Belichick	Cle./NE	1991-95, 2000-20	311-148	.678
2.	Mike Tomlin	Pit.	2007-20	153-86-1	.640
3.	Sean Payton	NO	2006-20	152-89	.631
4.	Andy Reid	Phi./KC	1999-2012, 2013-20	238-145-1	.621
5.	<b>John Harbaugh</b>	<b>Bal.</b>	<b>2008-20</b>	<b>140-87</b>	<b>.617</b>
6.	Bruce Arians	Ind./Ari./TB	2012, 2013-17, 2019-20	72-46-1	.609
7.	Pete Carroll	NYJ/NE/Sea.	1994, 1997-99, 2010-20	156-104-1	.600

## NINE PLAYOFF BERTHS

### COACHES WITH AT LEAST NINE PLAYOFF BERTHS – IN FIRST 13 NFL SEASONS –

Coach	Berths
Tony Dungy .....	11
Bud Grant .....	10
Marty Schottenheimer .....	10
<b>John Harbaugh .....</b>	<b>9</b>
Pete Carroll .....	9
Bill Cowher .....	9
Mike Holmgren .....	9
Chuck Knox .....	9
Mike McCarthy .....	9
Andy Reid .....	9

## COACH HARBAUGH'S CAREER STOPS

Team	Position	Years
Baltimore Ravens	Head Coach	2008-21
Philadelphia Eagles	Secondary	2007
Philadelphia Eagles	Special Teams Coordinator	1998-2006
Indiana University	DBs / Special Teams Coord.	1997
University of Cincinnati	Assistant Head Coach	1995-96
University of Cincinnati	TEs / OLBs / RBs / Special Teams	1989-94
Morehead State	DBs / ST Coord. / S&C Coach	1988
University of Pittsburgh	Tight Ends	1987
Western Michigan	Graduate Assistant	1984-86

## HARBS IN ELITE COMPANY

### PLAYOFF WINS BY A HEAD COACH FIRST 13 SEASONS / ALL TIME

Coach (Teams)	Playoff Wins	Seasons
Joe Gibbs (Was.)	16	1981-2004
Bill Belichick (Cle./NE)	15	1991-2007
Chuck Noll (Pit.)	14	1969-1981
<b>John Harbaugh (Bal.)</b>	<b>11</b>	<b>2008-20</b>

## HARBS' RAVENS TENURE

Year	Record	Playoffs (Result)
2020	11-5	1-1 (Advanced to Divisional Round)
2019	14-2	0-1 (No. 1 Seed / Advanced to Divisional Round)
2018	10-6	0-1 (Advanced to Wild Card Round)
2017	9-7	No Playoff Berth
2016	8-8	No Playoff Berth
2015	5-11	No Playoff Berth
2014	10-6	1-1 (Advanced to Divisional Round)
2013	8-8	No Playoff Berth
2012	10-6	4-0 (Won Super Bowl XLVII)
2011	12-4	1-1 (Advanced to AFC Championship)
2010	12-4	1-1 (Advanced to Divisional Round)
2009	9-7	1-1 (Advanced to Divisional Round)
2008	11-5	2-1 (Advanced to AFC Championship)

## DURING HARBAUGH ERA / SINCE 2008

### TOTAL WINS (REG + POST)

Rk.	Team	Total Wins
1.	New England .....	169
2.	Green Bay .....	143
	Pittsburgh .....	143
4.	New Orleans .....	141
5.	<b>Baltimore .....</b>	<b>140</b>

### PLAYOFF BERTHS

Berths	Team (Seasons)
11 .....	NE ('09-19)
10 .....	GB ('09-16, '19-20)
<b>9 .....</b>	<b>Bal. ('08-12, '14, '18-20)</b>
9 .....	Sea. ('10, '12-16, '18-20)
8 .....	Ind., KC, NO, Pit. (n/a)

## POSTSEASON SUCCESS: ACTIVE COACHES

### PLAYOFF WIN PERCENTAGE (MIN. 6 GAMES)

Rk.	Coach	Rec.	Pct.
1.	Bill Belichick	31-12	.721
2.	Bruce Arians	5-2	.714
3.	<b>John Harbaugh</b>	<b>11-8</b>	<b>.579</b>
4.	Jon Gruden	5-4	.556
	Mike McCarthy	10-8	.556
6.	Andy Reid	17-15	.531

### SUPER BOWL TITLES

1.	Bill Belichick .....	6
2.	<b>John Harbaugh .....</b>	<b>1</b>
	Bruce Arians .....	1
	Pete Carroll .....	1
	Jon Gruden .....	1
	Sean Payton .....	1
	Andy Reid .....	1
	Mike Tomlin .....	1

## HARBS' REGULAR SEASON TRENDS

• September .....	29-15
• October .....	23-25
• November .....	37-16
• December .....	36-21
• January .....	4-2
• Leading at halftime .....	105-20
• Leading after 3 quarters .....	115-14
• When scoring first .....	95-27
• Positive or even turnover ratio .....	103-34
• Scoring 20 or more points .....	112-37
• Scoring 30 or more points .....	53-5
• Totaling 350 or more net yards .....	76-30
• Rushing for 150 or more yards .....	53-11
• Holding opponent under 250 net yards .....	46-7
• Holding opponent under 21 points .....	105-16

# RAVENS DEFENSIVE NOTES



## DON MARTINDALE

4TH SEASON AS RAVENS  
DEFENSIVE COORDINATOR

**“Our defense and how we play definitely represents his personality and the way we attack offenses. He’s done a good job of putting us all in the position to make plays from different positions, as well.”**

- S Chuck Clark on Defensive Coordinator Don “Wink” Martindale

### A DOMINANT DEFENSIVE COORDINATOR

- For three seasons as Baltimore’s D.C., Don “Wink” Martindale has led the Ravens’ defense to incredible success. In 2018, Martindale was recognized by *SI/MMQB* as the Assistant Coach of the Year and was the *AP* NFL runner-up (then-Bears’ DC Vic Fangio) for the same award, guiding Baltimore’s unit to a No. 1 ranking (292.2 ypg allowed).
- In 2020, Baltimore allowed the NFL’s second-fewest points (18.9 ppg) and produced the No. 2 third-down defense (34.0%), while also registering a league-high 22 FFs on defense.

### 2020 DEFENSIVE RANKINGS

#### SCORING DEFENSE / 2020

Rk.	Team	PPG
1.	LA Rams	18.5
2.	Baltimore	18.9
3.	Pittsburgh	19.5

#### THIRD-DOWN DEFENSE / 2020

Rk.	Team	PCT.
1.	Miami	31.2
2.	Baltimore	34.0
3.	LA Rams	35.4

#### QUARTERBACK HITS / 2020

Rk.	Team	QBH
1.	Pittsburgh	137
2.	Baltimore	116
	Tampa Bay	116

#### DEFENSIVE FORCED FUMBLES / 2020

Rk.	Team	FFs
1.	Baltimore	22
2.	Atlanta	17
	NY Jets	17

### WINK IN A BLINK

Since Don Martindale was named the Ravens’ defensive coordinator in 2018, Baltimore’s unit has excelled, leading the NFL in several key defensive categories.

#### – NFL RANKINGS UNDER MARTINDALE / SINCE 2018 –

##### POINTS ALLOWED PER GAME

1.	Baltimore	18.2
2.	New England	18.8
3.	Chicago	19.8
4.	Pittsburgh	20.3
5.	Buffalo	21.0

##### YARDS ALLOWED PER GAME

1.	Baltimore	307.8
2.	Pittsburgh	312.4
3.	San Francisco	314.3
4.	Buffalo	315.0
5.	Chicago	322.9

##### DEFENSIVE TOUCHDOWNS

1.	Baltimore	12
	LA Rams	12
3.	Kansas City	9
	New England	9
	NY Jets, Pittsburgh	9

##### OPPONENT COMPLETION PCT.

1.	Baltimore	60.3
2.	Pittsburgh	60.6
3.	New England	61.5
4.	Kansas City	62.5
5.	Green Bay	62.6

### DEFENSIVE RANKINGS UNDER HARBAUGH

Don Martindale leads a defensive unit that, during the John Harbaugh Era (2008-20), has been superb. Baltimore ranks either No. 1 or No. 2 in the major defensive categories.

<b>1</b>	<b>2</b>	<b>2</b>
POINTS ALLOWED PER GAME	TOTAL NET YARDS ALLOWED PER GAME	RUSHING YARDS ALLOWED PER GAME
18.9	315.4	97.5
<b>1</b>	<b>1</b>	<b>1</b>
SCRIMMAGE TDs ALLOWED	OPPONENT PASSER RATING	THIRD-DOWN DEFENSE
387	79.8	35.9

### DEFENSIVE FAST FACTS

- Under John Harbaugh, the Ravens have posted a Top 5 scoring defense in seven of his 13 years.
- During Coach Harbaugh’s 13 seasons in Baltimore, the Ravens have boasted 10 Top 10 defenses (yards allowed).
- In a 2020 win vs. Cin. (10/11), Baltimore had five different DBs record at least 1 sack, marking the first time in NFL history that feat has been accomplished.
- In 2018’s Week 6 win at the Titans, Baltimore racked up a franchise-best 11 sacks, tying for the second most by a team in league history. They also stand as the most in an NFL game since 2012 (SD, 11).
- Since 2017, 26 shutouts have been pitched by defenses throughout the NFL. Of those, a league-high 4 have come courtesy of the Ravens.



# RAVENS OFFENSIVE NOTES



**GREG ROMAN**  
**3RD SEASON AS RAVENS OFFENSIVE COORDINATOR**  
*2019 NFL ASSISTANT COACH OF THE YEAR*  
**MOST CONSECUTIVE GAMES W/ 100+ RUSHING YARDS (PRO FOOTBALL HISTORY)**

Pittsburgh Steelers (1974-77)	43
<b>Baltimore Ravens (2018-Present)</b>	<b>39</b>
Detroit Lions (1935-39)	38

## ROMAN'S OFFENSES RACK UP TEAM RECORDS

In 2019, Baltimore set single-season franchise records in total TDs (64), points (531), net yards (6,521), rushing yards (3,296) and first downs (386). In 2020, the Ravens posted the second-most total TDs (55), points (468) and rushing yards (3,071) in franchise history.

TOTAL TDs			POINTS		
Rk.	Year	TDs	Rk.	Year	Points
1.	2019	64	1.	2019	531
2.	2020	55	2.	2020	468
3.	2009	47	3.	2014	409

NET YARDS			RUSHING YARDS		
Rk.	Year	Yards	Rk.	Year	Yards
1.	2019	6,521	1.	2019	3,296
2.	2018	5,999	2.	2020	3,071
3.	2014	5,838	3.	2003	2,674

## DID YOU KNOW?

- During the John Harbaugh Era (since 2008) when rushing for at least 125 yards, the Ravens have produced a 77-18 record. Baltimore is 53-11 when rushing for at least 150 yards and 28-3 when tallying at least 200 yards, under Coach Harbaugh.
- Eight of the Ravens' all-time Top 13 rushing outputs have occurred since 2018, when QB Lamar Jackson became the starter: 404 at Cin. in 2020 (1st), 296 at Cle. in 2018 (4th), 294 vs. Dal. in 2020 (5th), 285 at LAR in 2019 (7th), 269 vs. Cin. in 2019 (9th), 267 vs. Cin. in 2018 (10th), 265 vs. Pit. in 2020 (11th) & 265 at Mia. in 2019 (11th).
- The 2020 Ravens became the first team in NFL history to have three players – QB Lamar Jackson, RB J.K. Dobbins & RB Gus Edwards – each tally at least 700 rushing yards and 6 rushing TDs.
- Since QB Lamar Jackson became Baltimore's starter in Week 11 of 2019, the Ravens have rushed for at least 200 yards in an NFL-high 20 games. (Tennessee is second with 10 such games.)

## TOP 2020 RUSHING RANKINGS

RUSHING YARDS PER GAME		RUSHING TOUCHDOWNS	
1.	Baltimore.....191.9	1.	New Orleans ..... 30
2.	Tennessee ..... 168.1	2.	Tennessee..... 26
3.	Cleveland ..... 148.4	3.	Baltimore .....24

200-YARD RUSHING GAMES		100-YARD RUSHING GAMES	
1.	Baltimore ..... 6	1.	Baltimore .....16
2.	Tennessee.....5	2.	LA Rams..... 14
3.	Cleveland.....4	3.	Five Teams..... 13

## OFFENSIVE RANKINGS SINCE 2019 / ROMAN AS RAVENS' O.C.

POINTS PER GAME		RUSHING YARDS PER GAME	
1.	Baltimore..... 31.2	1.	Baltimore..... 199.0
2.	Tampa Bay .....29.7	2.	Tennessee ..... 153.5
3.	New Orleans.....29.4	3.	Minnesota ..... 138.0

## 20 / 100 STREAK IS BEST EVER

From Week 11 of 2018, when QB Lamar Jackson became the Ravens' starter, through Week 9 of 2020, Baltimore scored 20-plus points and rushed for at least 100 yards in 31-straight games. That mark is, by far, the NFL's longest such streak ever.

## CONSECUTIVE GAMES WITH 20+ POINTS & 100 RUSH YARDS (NFL HISTORY)

Rk.	Team	Dates	Cons. Games
1.	Baltimore	11/18/2018 – 11/08/2020	31
2.	Carolina	12/28/2014 – 12/20/2015	15
3.	San Francisco	11/01/1953 – 11/07/1954	14

## RAVENS SET NFL RECORD

From Week 11 of 2018, when QB Lamar Jackson became the Ravens' starter, through Week 9 of 2020, Baltimore scored 20+ points in 31-straight regular season games, marking the longest streak in NFL history.

## CONSECUTIVE GAMES SCORING 20+ POINTS (NFL HISTORY)

Rk.	Team	Dates	Cons. Games
1.	Baltimore	11/18/2018 – 11/08/2020	31
2.	Denver	12/02/2012 – 11/09/2014	30
3.	St. Louis	09/12/1999 – 11/26/2000	28

## MOST RUSHING YARDS IN A 16-GAME NFL SEASON

Rk.	Team (Year)	Yards	Avg.	Att.
1.	Baltimore (2019)	3,296	5.53	596
2.	New England (1978)	3,165	4.72	671
3.	Baltimore (2020)	3,071	5.53	555
4.	Kansas City (1978)	2,986	4.50	663
5.	Chicago (1984)	2,974	4.41	674

# RAVENS SPECIAL TEAMS NOTES



**CHRIS HORTON**  
3RD SEASON AS RAVENS  
SPECIAL TEAMS COORDINATOR

**RAVENS SINCE 2011**

- 6** KICKOFF RETURN TDs  
NFL'S SECOND MOST  
[TIED WITH KC]
- 6** PUNT RETURN TDs  
NFL'S THIRD MOST  
[TIED WITH CHI., DEN. & PHI.]
- 12** TOTAL RETURN TDs  
NFL'S SECOND MOST  
[TIED WITH MIN.]

## 2020 RETURN GAME STANDOUTS

In 2020, the Ravens posted a 26.7 kickoff return average, ranking as the NFL's second-best mark. Ravens rookie WR/RS Devin Duvernay registered a 93-yard KOR-TD in Week 3 against KC, marking 1 of only 7 NFL KOR-TDs in 2020.

### NFL KICKOFF RETURN AVERAGE / 2020

Rk.	Team	KOR	Yards	Avg.	Long	TDs
1.	Buffalo	36	995	27.6	60	0
2.	<b>Baltimore</b>	<b>23</b>	<b>613</b>	<b>26.7</b>	<b>93t</b>	<b>1</b>
3.	Dallas	37	965	26.1	67t	1

Baltimore was also superb at covering KORs, posting the No. 4 opponent avg. starting field position (24.2) after a KOR.

### OPP. AVERAGE STARTING FIELD POSITION / AFTER KOR

1.	Buffalo	23.7
2.	Indianapolis	24.0
3.	Arizona	24.1
4.	<b>Baltimore</b>	<b>24.2</b>

### AVERAGE STARTING FIELD POSITION / AFTER KOR

1.	Buffalo	29.8
2.	Cleveland	27.7
3.	<b>Baltimore</b>	<b>27.4</b>
	Kansas City	27.4

## BALTIMORE BLOCK PARTY

### BLOCKED KICKS / SINCE 2014

Rk.	Team	Blocks
1.	New England	20
2.	Philadelphia	19
3.	Denver	16
	Miami	16
5.	<b>Baltimore</b>	<b>15</b>

### RAVENS' 15 BLOCKS (SINCE 2014): BREAKDOWN

Total Blocks	15	1st Qtr.	4	When Losing	8
FG Blocks	9	2nd Qtr.	2	When Winning	5
PAT Blocks	3	3rd Qtr.	3	When Tied	2
Punt Blocks	3	4th Qtr.	6	Record	11-4

## A RICH HISTORY OF SPECIAL TEAMS

Following the retirement of longtime ST coordinator Jerry Rosburg, Chris Horton took over as the special teams coach in 2019. Horton, who served as Rosburg's assistant for three seasons (2016-18), leads the standout special teams battery.

### SIX PRO BOWLERS

• Six Ravens have earned 12 combined Pro Bowl honors during the John Harbaugh Era (since 2008): ST Brendon Ayanbadejo (2008), K Billy Cundiff (2010), RS Jacoby Jones (2012), K Justin Tucker (2013, 2016 & 2019-20), LS Morgan Cox (2015, 2016 & 2019-20) and P Sam Koch (2015).

### PRIME KICKER & PUNTER

• Four-time Pro Bowl K Justin Tucker, who the Ravens signed as a rookie free agent, owns the NFL's most FGs (291) since entering the NFL in 2012. With a 90.7% career success mark, "Tuck" is the most accurate kicker in league history (291-of-321 on FGAs). Earning his first Pro Bowl nod in 2015, P Sam Koch's 46.7 gross average ranked No. 9 in the NFL that season, while his 42.9 net average was No. 2. In 2017, Koch led the NFL in both punts inside the 10 (16) and the 20 (a franchise-record 40).

### RAVENS' RETURN MEN SOAR

• Dating back to 2011, six different Ravens have returned punts for touchdowns: WR Michael Campanaro, WR Kaelin Clay, WR Tandon Doss, CB Cyrus Jones, WR Jacoby Jones and DB Lardarius Webb.

### DUVERNAY CONTINUES ROOKIE KOR-TD TREND

• In Week 3 of 2020 vs. KC, rookie WR Devin Duvernay produced a 93-yard KOR-TD. It marked the NFL's first KOR-TD of 2020 and was the Ravens' sixth KOR-TD since 2011, tied with KC for the NFL's second most. Only the Vikings (7) have produced more KOR-TDs dating back to 2011. Duvernay became the fifth rookie in Ravens history to return a kickoff for a TD: Patrick Johnson (1998), Yamon Figurs (2007), Lardarius Webb (2009) and David Reed (2010).

### NO. 1 KOR AVERAGE UNDER HARBAUGH


Since 2008, when John Harbaugh became the Ravens' head coach, Baltimore owns the NFL's No. 1 KOR average (24.9).

### NFL KICKOFF RETURN AVERAGE [SINCE 2008 / HARBAUGH'S BALTIMORE TENURE]

Rk.	Team	KOR	Yards	Avg.	Long	TDs
1.	<b>Baltimore</b>	<b>526</b>	<b>13,076</b>	<b>24.9</b>	<b>108t</b>	<b>8</b>
2.	Minnesota	570	13,864	24.3	109t	10
3.	New Orleans	480	11,385	23.7	106t	2



# RAVENS PERSONNEL NOTES



**ERIC DeCOSTA**  
26TH SEASON WITH THE RAVENS  
3RD AS EVP & GENERAL MANAGER

**RAVENS SCOUTING HISTORY / SINCE 1996**

**29** HOMEOWN RAVENS PRO BOWLERS

**25** DRAFTED RAVENS TO EARN PRO BOWL HONORS

**4** UNDRAFTED ROOKIES TO EARN PRO BOWL HONORS

## HOMEOWN PRO BOWLERS

The Ravens have had 50 different players earn Pro Bowl honors since the team's 1996 inception. Of those, 29 are homegrown – 25 drafted and 4 signed as a rookie free agent.

### RAVENS HOMEOWN PRO BOWLERS / SINCE 1996 INCEPTION

Year	Drafted (Rd.)	Name	Pro Bowls
1996 (1st)		LB Ray Lewis	13
1996 (1st)		T Jonathan Ogden	11
2002 (1st)		S Ed Reed	9
2007 (3rd)		G Marshal Yanda	8
2003 (1st)		OLB Terrell Suggs	7
2006 (1st)		DT Haloti Ngata	5
1997 (1st)		OLB Peter Boulware	4
2010 (RFA)		<b>LS Morgan Cox #</b>	<b>4</b>
2014 (1st)		LB C.J. Mosley	4
2012 (RFA)		<b>K Justin Tucker #</b>	<b>4</b>
1999 (1st)		CB Chris McAlister	3
2008 (2nd)		Ray Rice	3
2018 (3rd)		<b>T Orlando Brown Jr.</b>	<b>2</b>
2001 (1st)		TE Todd Heap	2
2017 (1st)		<b>CB Marlon Humphrey</b>	<b>2</b>
2016 (5th)		<b>OLB Matthew Judon</b>	<b>2</b>
1996 (5th)		WR/RS Jermaine Lewis	2
2007 (4th)		FB Le'Ron McClain	2
2017 (RFA)		<b>FB Patrick Ricard #</b>	<b>2</b>
2000 (6th)		OLB Adalius Thomas	2
2018 (3rd)		TE Mark Andrews	1
2007 (1st)		G Ben Grubbs	1
2018 (1st)		QB Lamar Jackson	1
2013 (4th)		FB Kyle Juszczyk	1
2006 (6th)		P Sam Koch	1
2000 (1st)		RB Jamal Lewis	1
2002 (RFA)		LB Bart Scott #	1
2016 (1st)		T Ronnie Stanley	1
2013 (3rd)		DT Brandon Williams	1

# Undrafted Rookie Free Agent

**Bold Indicates 2020 Pro Bowler**

## FIRST-ROUND FINDS

The Ravens have tabbed 28 players in the first round. These picks have earned 65 combined Pro Bowls, multiple POTY Awards, an NFL MVP honor, two Super Bowl MVPs and three HOF selections.

### RAVENS ALL-TIME FIRST-ROUND DRAFT PICKS

Year	Name	Pick	Pro Bowls
1996	T Jonathan Ogden * ~	4	11
1996	LB Ray Lewis + + ~ ~	26	13
1997	LB Peter Boulware *	4	4
1998	CB Duane Starks	10	
1999	CB Chris McAlister	10	3
2000	RB Jamal Lewis * =	5	1
2000	WR Travis Taylor	10	
2001	TE Todd Heap	31	2
2002	S Ed Reed * + ~	24	9
2003	OLB Terrell Suggs * +	10	7
2003	QB Kyle Boller	19	
2005	WR Mark Clayton *	22	
2006	DT Haloti Ngata *	12	5
2007	G Ben Grubbs *	29	2
2008	QB Joe Flacco ^ ~	18	
2009	T Michael Oher *	23	
2011	CB Jimmy Smith	27	
2013	S Matt Elam	32	
2014	LB C.J. Mosley *	17	4
2015	WR Breshad Perriman	26	
2016	T Ronnie Stanley	6	1
2017	CB Marlon Humphrey	16	2
2018	TE Hayden Hurst	25	
2018	QB Lamar Jackson %	32	1
2019	WR Marquise Brown	25	
2020	ILB Patrick Queen *	28	
2021	WR Rashod Bateman	27	
2021	OLB Odafe Oweh	31	

% NFL MVP    ~ Super Bowl MVP    + Defensive Player of the Year  
= Offensive Player of the Year    ~ Pro Football Hall of Fame  
\* All-Rookie Team    ^ NFL Rookie of the Year (Fan Vote)

Baltimore has drafted three players (Ogden, Lewis & Reed) who were selected to the Pro Football Hall of Fame. For Ogden & Lewis, it was the first time ever two players were drafted in the same round (1st in 1996) by a team and reached the HOF in their initial year of eligibility.

*Eric DeCosta has been with the franchise since Day One, first beginning as an intern during the inaugural 1996 season and then ascending to the personnel department's chief decision-maker in 2019. Prior to being named EVP/GM – succeeding the legendary Ozzie Newsome – DeCosta, 50, received GM interview offers annually from multiple teams in recent years. However, he never seriously considered leaving Baltimore, which has always aligned perfectly with what he envisioned to be his dream job.*

# RAVENS PERSONNEL NOTES



## OZZIE NEWSOME

26TH SEASON WITH THE RAVENS  
31ST SEASON IN FRONT OFFICE ROLE

**"He and I have always been very different in a lot of ways, but so aligned. It's a special relationship in my life. I've learned a lot of football, but honestly, just a lot more about being a good person. So, I am extremely happy that Ozzie is going to play such a significant role moving forward for this organization."**

- Ravens EVP & GM Eric DeCosta  
on Ozzie Newsome

### "20/20 CLUB"

The Ravens' "20/20 Club" includes members of the personnel staff who started with as young assistants and grew into evaluators with more input. The term "20/20" refers to hiring 20-year-olds for \$20,000. But according to Ozzie Newsome: "The guys actually started when they were a little older than 20 and for more than \$20,000, but that's what we call them."

#### RAVENS "2020 CLUB" GRADUATES / CURRENT SCOUTS

Name	Joined Ravens	Current Title
George Kokinis	1991 (w/ Browns)	Dir. of Player Personnel
Eric DeCosta	1996	EVP & General Manager
Joe Hortiz	1998	Dir. of Player Personnel
Mark Azevedo	2005	Asst. Dir. of College & Pro Pers.
David Blackburn	2007	National Scout
Andrew Raphael	2013	National Scout
Brandon Berning	2015	Midwest/SW Area Scout
Joey Cleary	2015	Southeast Area Scout
Corey Frazier	2017	West Coast Area Scout
"Q" Attenoukon	2017	Pro & College Scout
Patrick McDonough	2018	Pro & College Scout
Chas Stallard	2018	Southwest Area Scout

### ALL-PRO DRAFT PICKS

The Ravens' success drafting standout players cannot be ignored. Over the past 25 years, led by Ozzie Newsome and now Eric DeCosta, Baltimore has drafted 15 players who've gone on to earn AP first-team All-Pro honors. When including undrafted rookies LS Morgan Cox and K Justin Tucker, Baltimore has produced 17 "homegrown" AP first-team All-Pro selections.

#### MOST DRAFT CHOICES TO EARN AP FIRST-TEAM ALL-PRO (SINCE 1996 / RAVENS INCEPTION)

1. Pittsburgh . . . . 17	Marlon Humphrey (1)	Chris McAlister (1)	Ed Reed (5)
2. New England . . 16	Lamar Jackson (1)	Le'Ron McClain (1)	Ronnie Stanley (1)
3. Baltimore . . . 15	Jamal Lewis (1)	Haloti Ngata (2)	Terrell Suggs (1)
San Francisco . . 15	Jermaine Lewis (1)	Jonathan Ogden (4)	Adalius Thomas (1)
	Ray Lewis (7)	Kelechi Osemele (1)	Marshal Yanda (2)

### SUCCESS ACROSS THE DRAFT BOARD

#### 1ST ROUND

Jonathan Ogden ('96), Ray Lewis ('96), Peter Boulware ('97), Chris McAlister ('99), Jamal Lewis ('00), Todd Heap ('01), Ed Reed ('02), Terrell Suggs ('03), Haloti Ngata ('06), Ben Grubbs ('07), Joe Flacco ('08), Michael Oher ('09), Jimmy Smith ('11), C.J. Mosley ('14), Ronnie Stanley ('16), Marlon Humphrey ('17), Lamar Jackson ('18), Marquise Brown ('19), Patrick Queen ('20)

#### 2ND ROUND

Jamie Sharper ('97), Anthony Weaver ('02), Ray Rice ('08), Paul Kruger ('09), Torrey Smith ('11), Courtney Upshaw ('12), Kelechi Osemele ('12), Tyus Bowser ('17), J.K. Dobbins ('20)

#### 3RD ROUND

Casey Rabach ('01), Marshal Yanda ('07), Lardarius Webb ('09), Brandon Williams ('13), Orlando Brown Jr. ('18), Mark Andrews ('18)

#### 4TH ROUND

Edwin Mulitalo ('99), Edgerton Hartwell ('01), Jarret Johnson ('03), Le'Ron McClain ('07), Dennis Pitta ('10), Kyle Juszczyk ('13), Za'Darius Smith ('15), Tavon Young ('16)

#### 5TH ROUND

Jermaine Lewis ('96), Dawan Landry ('06), Arthur Jones ('10), Pernelle McPhee ('11), Rick Wagner ('13), Nick Boyle ('15), Matthew Judon ('16)

#### 6TH ROUND

Adalius Thomas ('00), Chester Taylor ('02), Sam Koch ('06), Tyrod Taylor ('11), Ryan Jensen ('13), Darren Waller ('15), Chuck Clark ('17), Bradley Bozeman ('18), DeShon Elliott ('18)

#### 7TH ROUND

DeAngelo Tyson ('12), Michael Campanaro ('14), Zach Sieler ('18)

#### RFA

Mike Flynn ('97), Priest Holmes ('97), Will Demps ('02), Bart Scott ('02), Ma'ake Kemoeatu ('02), Jameel McClain ('08), Dannell Ellerbe ('09), Morgan Cox ('10), Justin Tucker ('12), James Hurst ('14), Zach Orr ('14), Patrick Onwuasor ('16), Michael Pierce ('16), Matt Skura ('16), Patrick Ricard ('17), Chris Board ('18), Gus Edwards ('18)

*Ozzie Newsome's legacy is unlike any the game has seen. Known throughout all of sports as a premier leader, he is a Hall of Fame player, the architect of Baltimore's 2000 and 2012 Super Bowl championship teams and an elite evaluator who became the NFL's first African American GM. In 2019, his longtime top lieutenant, Eric DeCosta, took over as the Ravens' EVP & GM. However, Newsome maintains a significant role within the organization as its executive VP.*



# RAVENS IRONMEN / TURNOVER NOTES

## RAVENS IRONMEN

### RAVENS CONSECUTIVE GAMES PLAYED / ACTIVE STREAKS



**JUSTIN TUCKER**  
**144**

**CHUCK CLARK**  
**55**

**GUS EDWARDS**  
**43**

### RAVENS CONSECUTIVE GAMES PLAYED / ALL-TIME STREAKS

Rk.	Player	Games	Years
1.	Sam Koch	239	2006-20
2.	Justin Tucker	144	2012-present
3.	Jarret Johnson	129	2003-11
4.	Joe Flacco	122	2008-15
5.	Anthony Levine Sr.	117	2013-20
6.	Peter Boulware	111	1997-2003

### RAVENS ALL-TIME GAMES PLAYED

Rk.	Player	Games	Years
1.	Sam Koch	239	2006-present
2.	Terrell Suggs	229	2003-18
3.	Ray Lewis	228	1996-2012
4.	Matt Stover	207	1996-2008
5.	Jonathan Ogden	177	1996-2007
	Marshal Yanda	177	2007-19
7.	Morgan Cox	164	2010-20
8.	Joe Flacco	163	2008-18
9.	Ed Reed	160	2002-12
10.	Justin Tucker	144	2012-present
	Jarret Johnson	143	2003-11
12.	Chris McAlister	135	1999-2008
	Haloti Ngata	135	2006-14
14.	Kelly Gregg	134	2001-10
15.	Mike Flynn	133	1998-2007
	Todd Heap	133	2001-10

### MOST REGULAR SEASON GAMES PLAYED RAVENS FRANCHISE HISTORY



**SAM KOCH**  
**239**



**TERRELL SUGGS**  
**229**



**RAY LEWIS**  
**228**

## TURNOVER MARGIN SINCE 2008

Since John Harbaugh's 2008 Baltimore arrival, the Ravens have produced the NFL's fifth-best turnover differential (+57).

### NFL'S TOP TURNOVER DIFFERENTIALS [SINCE 2008 / JOHN HARBAUGH ERA]

Rk.	Team	Takeaways	Giveaways	Turnover Diff.
1.	New England	365	208	+157
2.	Green Bay	337	225	+112
4.	Seattle	337	263	+74
4.	Kansas City	329	257	+72
5.	<b>Baltimore</b>	<b>330</b>	<b>273</b>	<b>+57</b>
6.	Atlanta	307	273	+34

**Note:** The Ravens (+4) tied for 10th in the NFL in 2020.

## TURNOVER MARGIN AT HOME

Baltimore owns a +56 differential at home during the John Harbaugh Era, ranking as the league's fourth-best mark.

### NFL'S TOP TURNOVER DIFFERENTIALS / AT HOME [SINCE 2008 / JOHN HARBAUGH ERA]

Rk.	Team	Takeaways	Giveaways	Turnover Diff.
1.	Green Bay	190	99	+91
2.	New England	190	105	+85
3.	Seattle	180	122	+58
4.	<b>Baltimore</b>	<b>179</b>	<b>123</b>	<b>+56</b>

## TURNOVER TABLE SINCE 2000

Year	TA/TO	Plus/Minus	Record
2020	22/18	+4	11-5
2019	25/15	+10	14-2
2018	17/20	-3	10-6
2017	34/17	+17	9-7
2016	28/23	+5	8-8
2015	14/28	-14	5-11
2014	22/20	+2	10-6
2013	24/29	-5	8-8
2012	25/16	+9	10-6
2011	26/24	+2	12-4
2010	27/20	+7	12-4
2009	32/22	+10	9-7
2008	34/21	+13	11-5
2007	23/40	-17	5-11
2006	40/23	+17	13-3
2005	26/36	-10	6-10
2004	34/23	+11	9-7
2003	41/38	+3	10-6
2002	31/32	-1	7-9
2001	28/36	-8	10-6
2000	49/26	+23	12-4
<b>Total</b>	<b>602/527</b>	<b>+75</b>	<b>201-135</b>

## THE RAVENS ARE...

**SINCE 2000, HERE ARE THE RAVENS' RECORDS IN A GAME:**

When turnover ratio is +2 or better . . . . . 86-5

When turnover ratio is +1 or better . . . . . 127-18

When turnover ratio is even . . . . . 40-28

When turnover ratio is negative . . . . . 34-89

# THAT M&T MAGIC

## HOME UNDER HARBS

Under John Harbaugh (since 2008) the Ravens own the NFL's third-best home winning percentage (.740), going 77-27 at M&T Bank Stadium.

### NFL'S BEST REGULAR SEASON HOME RECORDS (JOHN HARBAUGH ERA / SINCE 2008)

Rk.	Team	Record	Pct.
1.	New England Patriots	87-17	.837
2.	Green Bay Packers	78-24-2	.760
3.	<b>Baltimore Ravens</b>	<b>77-27</b>	<b>.740</b>
4.	Pittsburgh Steelers	75-29	.721
5.	New Orleans Saints	73-31	.702

## RAVENS DEFEND THE BANK

The Ravens have been outstanding at home since they arrived in Baltimore. Below are their respective home records and corresponding NFL rankings during several periods.

### RAVENS HOME RECORDS / NFL RANKINGS

Time Period (Milestone)	Record	NFL Rank
Since 2010 (Past 11 Seasons)	65-23	3
Since 2008 (John Harbaugh's Arrival)	77-27	3
Since 2000 (First Super Bowl Season)	123-45	2
Since 1998 (M&T Bank Stadium Opened)	131-53	3
Since 1996 (Team's Inception)	138-61-1	4

## HOME "D" UNDER HARBS (SINCE 2008)

# 16.9

POINTS ALLOWED  
PER GAME  
[NFL'S BEST]

# 76.2

OPPONENT PASSER  
RATING  
[NFL'S BEST]

# 302.1

YARDS ALLOWED  
PER GAME  
[NFL'S BEST]

**X** DATING BACK TO 2008, THE RAVENS HAVE OUTSCORED OPPONENTS 2,678 TO 1,759 AT HOME. IN THEIR 77 WINS DURING THIS SPAN, THE MARGIN OF VICTORY HAS BEEN 14.7 POINTS PER GAME.

**X** THE RAVENS OWN A +919 POINT DIFFERENTIAL AT HOME UNDER JOHN HARBAUGH, RANKING NO. 3 IN THE NFL [NE IS +1,178 & GB IS +926].

**X** BALTIMORE IS 36-0 UNDER HARBAUGH WHEN ALLOWING 12 POINTS OR FEWER AT HOME.

## HOME "D" DOMINANCE DATES WAY BACK

The Ravens' "D" has been stout at home for many seasons. Since 2003, Baltimore ranks at the top in several key categories:

### BEST NFL DEFENSES AT HOME / SINCE 2003

#### POINTS PER GAME (Fewest Allowed)

1. Baltimore ..... 16.7
2. New England ..... 17.2
3. Pittsburgh ..... 18.3

#### TOTAL DEFENSE (Fewest Yards Allowed)

1. Baltimore ..... 296.1
2. Pittsburgh ..... 297.9
3. NY Jets ..... 317.4

#### INTERCEPTIONS

1. New England ..... 174
2. Green Bay ..... 167
3. Baltimore ..... 166

#### DEFENSIVE TDs

1. Arizona ..... 33
2. Baltimore ..... 32
3. Tennessee ..... 31

## HOME FAST FACTS

- Under head coach John Harbaugh, the Ravens are 19-4 in September home games. The Ravens have won 22 of their past 26 home games in the month of September (dating back to 2006).
- Under Coach Harbaugh, the Ravens are 22-6 in November home games, producing the NFL's second-best such record. The Ravens have won 20 of their past 25 home games during the month.
- The Ravens are 24-8 at home in the month of December under John Harbaugh and 44-16 in such games during their history.
- Under Coach Harbaugh (since 2008), Baltimore has gone 21-5 against NFC teams at M&T Bank Stadium, producing the best home record by an AFC squad vs. the "other" conference.
- Baltimore has won 24 of its last 29 home games vs. NFC teams.
- In their history, the Ravens have hosted 22 games when the temperature was below 40 degrees. Baltimore is 19-3 in such cold weather games.
- Baltimore is 8-2 at home in November against AFC North foes under Harbaugh. Overall under Harbaugh, the Ravens are 27-12 in home games played against AFC North foes.
- Baltimore has won 22 of its last 31 home games vs. AFC North foes.
- The Ravens are 17-4 at home all time against teams from the West Coast (Ari. - 3-1, Oak. - 6-1, LAC - 3-1, SF - 3-0 and Sea. - 2-1).

## BEST HOME DEFENSE

Baltimore has permitted an NFL-low 16.9 ppg at home during the John Harbaugh Era. Under "Harbs," the Ravens are 34-0 at home when allowing 10 points or fewer. In 22 of those games, the Ravens gave up no more than 7 points.

### FEWEST POINTS PER GAME ALLOWED AT HOME (SINCE 2008 / JOHN HARBAUGH ERA)

<b>BALTIMORE</b>	<b>16.9</b>
NEW ENGLAND	18.3
PITTSBURGH	18.6





# PLAYER NOTES - JACKSON



**LAMAR JACKSON**  
#8 | QUARTERBACK

1X FIRST-TEAM ALL PRO  
1X PRO BOWLER

2019  
NFL MVP  
(UNANIMOUS)

## CAREER NOTES

- ✗ Baltimore is 30-7 with Jackson as its regular season starter. Since his first NFL start (Week 11 of 2018), Jackson's 30 wins are the most among all NFL starting QBs, and he is also the fastest QB in league history to reach 30 regular season victories.
- ✗ In 2020, Jackson (1,005) became the first QB in NFL history to surpass the 1,000-yard rushing milestone in multiple seasons, also doing so in 2019 (1,206).
- ✗ Jackson tallied 26 TD passes and 7 rushing TDs in 2020, joining Deshaun Watson (2018-19) as the only QBs with at least 25 TD passes and 5 rushing TDs in consecutive seasons in NFL history.
- ✗ Jackson is the fastest QB in league history (35 games) to reach 5,000 passing yards and 2,000 rushing yards. He's also the first player in NFL history to reach 5,000 passing yards and 2,500 rushing yards in the first three seasons of a career.
- ✗ Jackson (8), Michael Vick (8) and Russell Wilson (4) own the Top 3 "double-triples" (at least 100 rushing and passing yards in the same game) in league history.
- ✗ Jackson has produced eight-career games with at least 100 rushing yards, marking the second most by a QB in NFL history (Michael Vick - 10)

## MOST REGULAR SEASON WINS BY A STARTING QB (SINCE WEEK 11 OF 2018 / JACKSON'S FIRST NFL START)

Rk.	Quarterback (Team)	Record
1.	Lamar Jackson (Bal.)	30-7
2.	Russell Wilson (Sea.)	29-10
3.	Patrick Mahomes (KC)	28-7
	Aaron Rodgers (GB)	28-11
5.	Tom Brady (NE/TB)	27-11

## JACKSON'S PASSING RANKINGS SINCE 2019

PASS TD PERCENTAGE (NFL RANK)	PASSING TOUCHDOWNS (NFL RANK)	PASSER RATING (NFL RANK)	TD/INT RATIO (NFL RANK)
<b>1</b> 8.0%	<b>5</b> 62	<b>5</b> 106.6	<b>5</b> 4.13

## 2019 UNANIMOUS MVP

- ✗ Jackson is the only QB in NFL history to produce at least 3,000 passing yards and 1,000 rushing yards in a single season (2019). (He had 3,127 passing & 1,206 rushing yards in 2019.)
- ✗ In 2019, Jackson (36/7) became the third QB in NFL history with at least 35 passing TDs & 7 rushing TDs. Steve Young (1994), Cam Newton (2015) and Josh Allen (2020) have also done this.
- ✗ Jackson was responsible for an NFL-best 43 total TDs (36 passing & 7 rushing) in 2019. His 36 TD passes led the NFL and are the most in franchise single-season history.
- ✗ In his final eight games of 2019 (he sat out Week 17), Jackson threw 25 TDs and 1 INT, completing 69.4% of his passes for 1,477 yards and a 130.3 rating. He had 630 rushing yards & 4 rush TDs.
- ✗ Jackson rushed for 1,206 yards in 2019, marking the most by a quarterback in NFL single-season history.
- ✗ Jackson threw at least 4 TDs in an NFL-best four games in 2019. He also threw at least 3 TDs in an NFL-best eight games.
- ✗ In 2019's Week 15 win vs. NYJ, Jackson rushed for at least 85 yards while throwing for 5 TDs for the second time in his career. (He also did this on 11/25/19 at LAR.) Cam Newton is the only other player in NFL history to accomplish the 85 rushing yards/5 passing TDs feat in a game, doing so in 2015.
- ✗ Jackson posted two perfect passer ratings in 2019 (at Cin. & Mia.), making him one of two QBs in NFL history (Ben Roethlisberger, 2007) to attain the 158.3 mark twice in a season.
- ✗ In Weeks 11 (vs. Hou) and 12 (at LAR) of 2019, Jackson became the first NFL player ever to throw at least 4 passing TDs and have at least 50 rush yards in back-to-back games.
- ✗ Jackson owns the NFL single-season record for most 100-yard rushing games (5 in 2019) by a quarterback.
- ✗ In 2019's Week 6 victory over Cincinnati, Jackson became the first player ever to pass for 200 yards (236) and rush for 150 yards (152) in a regular season game. (Colin Kaepernick also accomplished this feat in a 2013 playoff game.)
- ✗ In the 2019 Divisional Playoff vs. Tennessee, Jackson became the first player in NFL history with at least 350 passing yards (365) and 100 rushing yards (143) in any game.

# PLAYER NOTES - JACKSON

In 2020's Week 9 win at Indianapolis, QB Lamar Jackson tied Hall of Famer Dan Marino for the most victories (25) in a QB's first 30 regular season starts. (Jackson is now 30-7 as a starter, becoming the fastest QB ever to reach 30 regular season wins.)

## BEST RECORD BY A QB IN HIS FIRST 30 NFL STARTS (SINCE 1970 MERGER)

Rk. Quarterback	Record
1. Lamar Jackson.....	25-5
Dan Marino .....	25-5
3. Kurt Warner .....	24-6

## PASSING TOUCHDOWNS

### RAVENS SINGLE-GAME HISTORY

QB/Date/Opponent	TDs
Lamar Jackson, 12/12/19 vs. NYJ.....	5
Lamar Jackson, 11/25/19 at LAR.....	5
Lamar Jackson, 9/8/19 at Mia.....	5
Joe Flacco, 10/12/14 at TB .....	5
Tony Banks, 9/10/00 vs. Jax.....	5

## COMPLETION PERCENTAGE

### RAVENS SINGLE-GAME HISTORY

QB/Date/Opponent	Pct.
Lamar Jackson, 11/10/19 at Cin. ....	88.2
Lamar Jackson, 9/8/19 at Mia.....	85.0
Lamar Jackson, 9/13/20 vs. Cle. ....	80.0
Joe Flacco, 11/1/09 vs. Den.....	80.0

## PASSER RATING

### RAVENS SINGLE-GAME HISTORY

QB/Date/Opponent	Rate
Lamar Jackson, 11/10/19 at Cin. ....	158.3
Lamar Jackson, 9/8/19 at Mia.....	158.3
Joe Flacco, 10/12/14 at TB .....	149.7

Jackson is the youngest QB in NFL history to produce a perfect passer rating. Incredibly, he's done it twice

## CONSECUTIVE PASSES, NO INTs

### RAVENS SINGLE-GAME HISTORY

QB/Dates	Passes
Lamar Jackson, 11/25/18 -- 9/29/19 ....	248
Lamar Jackson, 10/6/19 -- 12/8/19.....	181
Joe Flacco, 9/25/16 -- 10/23/16 .....	176

Lamar Jackson has produced eight-career games with at least 100 rushing yards, marking the second most by a QB in NFL history (Michael Vick - 10).

## PASSING TOUCHDOWNS

### RAVENS SINGLE-SEASON HISTORY

Rk. Quarterback (Year)	TDs
1. Lamar Jackson (2019).....	36
2. Vinny Testaverde (1996).....	33
3. Joe Flacco (2014) .....	27
4. Lamar Jackson (2020) .....	26
5. Joe Flacco (2010) .....	25

## PASSER RATING

### RAVENS SINGLE-SEASON HISTORY

Rk. Quarterback (Year)	Rate
1. Lamar Jackson (2019).....	113.3
2. Lamar Jackson (2020) .....	99.3
3. Joe Flacco (2010) .....	93.6
4. Joe Flacco (2014) .....	91.0
5. Joe Flacco (2009).....	88.9

## TD PASS PERCENTAGE

### RAVENS SINGLE-SEASON HISTORY

Rk. Quarterback (Year)	TD%
1. Lamar Jackson (2019).....	9.0
2. Lamar Jackson (2020) .....	6.9
3. Vinny Testaverde (1996).....	6.0
4. Tony Banks (1999) .....	5.3
Trent Dilfer (2000).....	5.3

## JACKSON'S 2019 MVP CAMPAIGN

- 43 total touchdowns - 1st
- 36 passing touchdowns - 1st
- 9.0 passing touchdown pct. - 1st
- 6.9 rushing average - 1st
- 113.3 passer rating - 3rd
- 1,206 rushing yards - 6th
- Starting QB wins (13) - 1st (tied)
- Games with 5 TD passes (2) - 1st
- Games with 4+ TD passes (4) - 1st
- Games with 3+ TD passes (8) - 1st
- Perfect passer rating games (2) - 1st
- 100-yard rush games (5) - 1st (by a QB)



# PLAYER NOTES - JACKSON

## 100-YARD RUSHING GAMES [QB's / SINGLE-SEASON NFL HISTORY]

1. Lamar Jackson (2019) ..... 5
2. Russell Wilson (2014)..... 3
- Michael Vick (2006) ..... 3
- Michael Vick (2004) ..... 3

## CAREER 100-YARD RUSHING GAMES [QB's / NFL HISTORY]

1. Michael Vick ..... 10
2. Lamar Jackson ..... 8
3. Russell Wilson ..... 4
4. R. Cunningham, B. Douglass ..... 3
- D. McNabb, C. Newton & T. Rote ..... 3

## MOST CAREER GAMES W/ 5 TD PASSES & 85+ RUSHING YARDS [NFL HISTORY]

1. Lamar Jackson (2019) ..... 2
2. Cam Newton ..... 1

Newton's "5/85" game came during his 2015 NFL MVP campaign, just as Jackson's did in 2019.

## MOST GAMES WITH 5 TD PASSES [NFL SINGLE-SEASON HISTORY]

1. Peyton Manning (2004)\* ..... 4
2. Lamar Jackson (2019)\* ..... 3
- Cam Newton (2015)\* ..... 3
- Drew Brees (2011) ..... 3
- Tom Brady (2007)\* ..... 3
- Daunte Culpepper (2004) ..... 3

\*Won NFL MVP

## MOST GAMES WITH 4+ TD PASSES [2019 SEASON]

1. Lamar Jackson (Bal.) ..... 4
2. Jimmy Garoppolo (SF) ..... 3
- Daniel Jones (NYG) ..... 3
- Jameis Winston (TB) ..... 3

## MOST GAMES WITH 3+ TD PASSES [2019 SEASON]

1. Lamar Jackson (Bal.) ..... 8
2. Drew Brees (NO) ..... 7
3. Dak Prescott (Dal.) ..... 6
4. Patrick Mahomes (KC) ..... 5
- Matthew Stafford (Det.) ..... 5
- Deshaun Watson (Hou.) ..... 5
- Jameis Winston (TB) ..... 5

## TOTAL TOUCHDOWNS [2019 SEASON]

1. Lamar Jackson (Bal.) ..... 43
2. Russell Wilson (Sea.) ..... 34
- Jameis Winston (TB) ..... 34

## PASSING TOUCHDOWNS [2019 SEASON]

1. Lamar Jackson (Bal.) ..... 36
2. Jameis Winston (TB) ..... 33
3. Russell Wilson (Sea.) ..... 31

## NFL PASSER RATING [2019 SEASON]

1. Ryan Tannehill (Ten.) ..... 117.5
2. Drew Brees (NO) ..... 116.3
3. Lamar Jackson (Bal.) ..... 113.3

## MOST RUSHING YARDS [QUARTERBACKS / SINGLE-SEASON HISTORY]

1. Lamar Jackson (2019) ..... 1,206
2. Michael Vick (2006) ..... 1,039
3. Lamar Jackson (2020) ..... 1,005
4. Bobby Douglass (1972) ..... 968
5. Randall Cunningham (1990) ..... 942

## MOST GAMES WITH 2+ PASSING TDs AND 50+ RUSHING YARDS [SINCE 1970 MERGER]


### - ENTIRE CAREER -

Rk.	Player	2+/50+ GAMES	GP/GS
1.	Cam Newton	23	140/139
2.	Randall Cunningham	20	161/135
	Michael Vick	20	143/115
4.	Steve Young	19	169/143
5.	Russell Wilson	16	144/144
6.	Lamar Jackson	14	46/37

### - FIRST THREE SEASONS -

Rk.	Player	2+/50+ GAMES	GP/GS
1.	Lamar Jackson	14	46/37
2.	Cam Newton	11	48/48
3.	Kyler Murray	6	32/32
	Russell Wilson	6	48/48
5.	Josh Allen	5	44/43

# PLAYER NOTES - ANDREWS



**MARK ANDREWS**  
#89 | TIGHT END

**1X**  
PRO BOWLER

**17**  
RECEIVING TDs SINCE 2019,  
THE MOST BY ANY  
NFL TIGHT END

**4**  
MULTI-TD PERFORMANCES  
SINCE 2019, RANKING NO. 1  
AMONG NFL TEs

## THE ANDREWS IMPACT

### NFL RECEIVING LEADERS / TIGHT ENDS / SINCE 2019

#### RECEIVING YARDS

Rk.	Tight End	Yards
1.	Travis Kelce	2,645
2.	Darren Waller	2,341
3.	George Kittle	1,687
4.	<b>Mark Andrews</b>	<b>1,553</b>
5.	Mike Gesicki	1,273
6.	Hunter Henry	1,265

#### RECEPTIONS

Rk.	Tight End	Receptions
1.	Travis Kelce	202
2.	Darren Waller	197
3.	George Kittle	133
4.	Zach Ertz	124
5.	<b>Mark Andrews</b>	<b>122</b>
6.	Austin Hooper	121

#### RECEIVING TOUCHDOWNS

Rk.	Tight End	Touchdowns
1.	<b>Mark Andrews</b>	<b>17</b>
2.	Jared Cook	16
	Travis Kelce	16
4.	Darren Waller	12
	Robert Tonyan	12

#### 20+ YARD RECEPTIONS

Rk.	Tight End	20+ Receptions
1.	Travis Kelce	36
2.	Darren Waller	30
3.	<b>Mark Andrews</b>	<b>26</b>
4.	George Kittle	24

## ANDREWS TOP 3 IN TD CATCHES

Only three Ravens have ever posted at least 10 receiving TDs in a season, and that list includes TE Mark Andrews, whose 2019 Pro Bowl campaign was spectacular.

### MOST RAVENS RECEIVING TOUCHDOWNS [SINGLE-SEASON HISTORY]

Rk.	Tight End	Receiving TDs
1.	Michael Jackson (1996)	14
2.	Torrey Smith (2014)	11
3.	<b>Mark Andrews (2019)</b>	<b>10</b>

## ALL-TIME GREAT SEASON BY A RAVENS TE

TE Mark Andrews' 10 TD catches in 2019 ranked No. 1 by a tight end in Ravens single-season history, while his 852 receiving yards were second.

### SINGLE-SEASON / RAVENS TIGHT END RECORDS

#### MOST RECEIVING YARDS

1.	Todd Heap (2005)	855
2.	<b>Mark Andrews (2019)</b>	<b>852</b>
3.	Todd Heap (2002)	836
4.	Shannon Sharpe (2001)	811

#### MOST RECEIVING TDs

1.	<b>Mark Andrews (2019)</b>	<b>10</b>
2.	Mark Andrews (2020)	7
	Todd Heap (2005)	7
	Dennis Pitta (2012)	7

## ANDREWS HAS EYES FOR THE END ZONE

TE Mark Andrews' 17 receiving TDs since 2019 tie for the NFL's eighth most. Eleven of Andrews' scores have come in the red zone, tied (Travis Kelce) for the most among TEs since 2019.

### NFL RECEIVING TOUCHDOWNS / SINCE 2019

Rk.	Player (Team)	Receiving TDs
1.	Davante Adams (GB)	23
2.	Tyreek Hill (KC)	22
3.	Mike Evans (TB)	21
4.	Adam Thielen (Min.)	20
5.	A.J. Brown (Ten.)	19
6.	Marvin Jones (Jax.)	18
	Tyler Lockett (Sea.)	18
8.	<b>Mark Andrews (Bal.)</b>	<b>17</b>
	D.K. Metcalf (Sea.)	17

## ANDREWS' NOTES TO KNOW

- TE Mark Andrews has tallied four multi-TD games since 2019, ranking No 1 among all NFL TEs. In fact, no other TE has more than two such performances over that span.

- In 2020, Andrews became the first TE in Ravens history to produce multiple seasons (2019-20) with at least 700 receiving yards and 7 TDs.

- Since 2019, Andrews' 11 red zone TD receptions are tied with Travis Kelce for the most by an NFL TE.

- Andrews owns the two longest regular season receptions by a TE in Ravens history, registering a 68-yard catch at LAC (12/22/18) and a 74-yarder vs. Oak. (11/25/18).



# PLAYER NOTES - DOBBINS



**J.K. DOBBINS**  
#27 | RUNNING BACK

**YARDS-PER-CARRY AVERAGE  
ALL-TIME ROOKIE RBs  
(SINCE 1970 MERGER)**

Alvin Kamara ('17)	6.07
<b>J.K. Dobbins ('20)</b>	<b>6.01</b>
Maurice Jones-Drew ('06)	5.67
Thomas Rawls ('15)	5.65
Adrian Peterson ('07)	5.63

## RAVENS ROOKIE RECORD

RB J.K. Dobbins' scored 9 total TDs in 2020, marking a new Ravens franchise rookie record.

### TOTAL TDs / ALL-TIME RAVENS ROOKIES

Rk.	Player (Year)	TDs
1.	<b>J.K. Dobbins (2020)</b>	<b>9</b>
2.	Marquise Brown (2019)	7
	Marlon Brown (2013)	7
	Torrey Smith (2011)	7

## LEADING THE LEAGUE

In 2020, RB J.K. Dobbins led all NFL running backs in yards-per-carry average (6.01).

### YARDS PER CARRY / NFL RBs IN 2020

Rk.	Player (Year)	YPC
1.	<b>J.K. Dobbins (Bal.)</b>	<b>6.01</b>
2.	Nick Chubb (Cle.)	5.62
3.	Aaron Jones (GB)	5.49
4.	Derrick Henry (Ten.)	5.36

## QUICK HITS

- In 2020, RB J.K. Dobbins (805), QB Lamar Jackson (1,005) and RB Gus Edwards (723) each surpassed 700 rushing yards. In doing so, the 2020 Ravens joined the 2019 Ravens and 2011 Panthers as the only teams ever with three 700-yard rushers in an NFL season.
- Dobbins closed out the 2020 regular season with six-consecutive performances of 50-plus rushing yards and a rushing TD, tying (Eric Dickerson in 1983 & Franco Harris in 1972) for the longest rookie streak of its kind since the 1970 NFL merger.
- Dobbins' 72-yard TD-scamper in the 38-3 win at Cin. (1/3/21) was the longest-ever rushing TD by a Ravens' rookie and the longest rushing TD by an NFL rookie since 2018 (three players).

## 2020 ROOKIE CLASS RANKINGS

Among NFL rookies in 2020, RB J.K. Dobbins ranked No. 3 in both rushing yards (805) and rushing TDs (9), while he was No. 1 in yards-per-carry average (6.01).

### RUSHING YARDS / NFL ROOKIE RBs / 2020

Rk.	Player (Team)	Yards
1.	Jonathan Taylor (Ind.)	1,169
2.	James Robinson (Jax.)	1,070
3.	<b>J.K. Dobbins (Bal.)</b>	<b>805</b>
4.	Clyde Edwards-Helaire (KC)	803
5.	Antonio Gibson (Was.)	795

### RUSHING TDs / NFL ROOKIE RBs / 2020

Rk.	Player (Team)	TDs
1.	Jonathan Taylor (Ind.)	11
	Antonio Gibson (Was.)	11
3.	<b>J.K. Dobbins (Bal.)</b>	<b>9</b>
4.	D'Andre Swift (Det.)	8
5.	James Robinson (Jax.)	7

### RUSHING YPC AVERAGE / NFL ROOKIE RBs / 2020 [MIN. 100 RUSHES]

Rk.	Player (Team)	YPC
1.	<b>J.K. Dobbins (Bal.)</b>	<b>6.01</b>
2.	Jonathan Taylor (Ind.)	5.04
3.	Antonio Gibson (Was.)	4.68
4.	D'Andre Swift (Det.)	4.57
5.	James Robinson (Jax.)	4.46

## J.K.'S HISTORICAL 2020

In 2020, RB J.K. Dobbins became the first rookie and one of six running backs in NFL history to produce at least 800 rushing yards, 9 rushing TDs and 6.0 yards per carry in a season. The other five running backs are Adrian Peterson (2012), Barry Sanders (1997), Mercury Morris (1973), O.J. Simpson (1973) and Jim Brown (1963).



2020

**J.K. DOBBINS**



2012

**ADRIAN PETERSON**



1997

**BARRY SANDERS**



1973

**MERCURY MORRIS**



1973

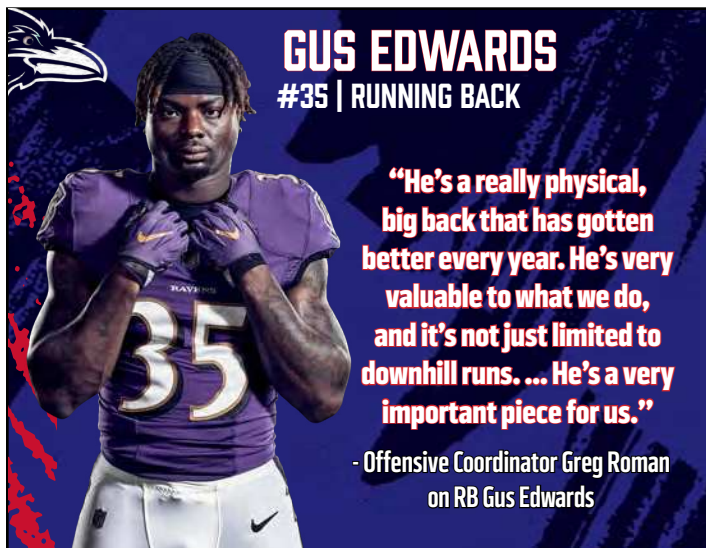
**O.J. SIMPSON**



1963

**JIM BROWN**

# PLAYER NOTES – EDWARDS



## GUS EDWARDS #35 | RUNNING BACK

**“He’s a really physical, big back that has gotten better every year. He’s very valuable to what we do, and it’s not just limited to downhill runs. ... He’s a very important piece for us.”**

- Offensive Coordinator Greg Roman on RB Gus Edwards

### THREE-HEADED MONSTER

The 2020 Ravens were the third team in NFL history (joining the 2019 Ravens & 2011 Panthers) to have three players (J.K. Dobbins, Gus Edwards and Lamar Jackson) each eclipse 700 rushing yards in a single season. They are also the first team in NFL history to have a trio each notch at least 700 rushing yards and 6 rushing TDs.

#### TEAMS WITH THREE 700-YARD RUSHERS (NFL HISTORY)

2020	2019	2011
Lamar Jackson... 1,005	Lamar Jackson... 1,206	DeAngelo Williams... 836
J.K. Dobbins... 805	Mark Ingram II... 1,018	Jonathan Stewart... 761
Gus Edwards... 723	Gus Edwards... 711	Cam Newton... 706

### LEADING THE LEAGUE

RB Gus Edwards has rushed for a first down on 30.9% of his carries during his three-year career (since 2018). That mark ranks No. 1 in the NFL among RBs (min. 300 rushing attempts) over that span.

#### RUSHING FIRST DOWN PCT. / NFL RBs / SINCE 2018 (MIN. 300 RUSHING ATTEMPTS)

Rk.	Player (Team)	1st Down %
1.	Gus Edwards (Bal.)	30.9
2.	Chris Carson (Sea.)	26.9
3.	Marlon Mack (Ind.)	26.7
4.	Alvin Kamara (NO)	26.6
5.	Aaron Jones (GB)	26.0

### DID YOU KNOW?

In the 24-21 win vs. Cin. (11/18/18), Edwards (115) and QB Lamar Jackson (119) became the first rookie RB-QB teammates to each rush for 100 yards in a game in NFL history.

### BUILT FOR CONTACT

RB Gus Edwards has gained at least 5 yards on 39.6% of his carries during this career. Since entering the league in 2018, that mark ranks second among NFL RBs (min. 300 attempts).

#### PERCENTAGE OF RUSHES GAINING 5+ YARDS / SINCE 2018 (MIN. 300 RUSHING ATTEMPTS)

Rk.	Player (Team)	Pct.
1.	Derrick Henry (Ten.)	40.5
2.	Gus Edwards (Bal.)	39.6
3.	Alvin Kamara (NO)	38.9
4.	Aaron Jones (GB)	38.8
5.	Miles Sanders (Phi.)	38.5

### UNDRAFTED, UNBOtherED

RB Gus Edwards is one of only five undrafted RBs in NFL history to average over 5.0 yards per carry. His career 5.2 yards-per-carry clip ranks No. 2 all time among undrafted RBs (min. 100 rushing attempts).

#### RUSHING YARDS PER ATTEMPT / UNRAFTED NFL RBs (MIN. 100 RUSHING ATTEMPTS)

Rk.	Player (Team)	Yards Per Attempt
1.	Raheem Mostert (Mia., Bal., Cle., Chi., SF)	5.64
2.	Gus Edwards (Bal.)	5.20
3.	Mercury Morris (Mia., SD.)	5.15
4.	Selvin Young (Den.)	5.13
5.	Jalen Richard (LV)	5.07

### GUS NOTCHING RECORDS

RB Gus Edwards is one of only two players in league history to start their career with three-straight seasons of 700-plus rushing yards and at least 5 yards per carry, along with Cleveland Browns All-Pro RB Nick Chubb.



GUS EDWARDS

Year	Rushing Yards	YPC
2020	723	5.0
2019	711	5.4
2018	718	5.2



NICK CHUBB

Year	Rushing Yards	YPC
2020	1,067	5.6
2019	1,494	5.0
2018	996	5.2



# PLAYER NOTES - BROWN



**MARQUISE BROWN**  
#5 | WIDE RECEIVER

**DID YOU KNOW?**  
With 101 receiving yards in the 2020 season-opening win vs. Cle. (9/13/20) and 147 receiving yards in the 2019 season-opening win at Mia. (9/18/19), Brown became the fifth player in NFL history, and first since Louis Lipps (1984-85), with at least 100 receiving yards on Kickoff Weekend during both his rookie and second season.

## HOLLYWOOD LIGHTS

WR Marquise Brown has found the end zone on a number of occasions since being drafted in 2019. Among WRs chosen in the 2019 NFL Draft, his 15 receiving TDs since rank third most in the league. Brown posted 8 receiving TDs in 2020.

### NFL RECEIVING TDs SINCE 2019 / 2019 DRAFTED WRs

Rk.	Player (Team)	Receiving TDs
1.	A.J. Brown (Ten.)	19
2.	D.K. Metcalf (Sea.)	17
3.	Marquise Brown (Bal.)	15
4.	Diontae Johnson (Pit.)	12

## ROOKIE BROWN WAS A TD MACHINE

WR Marquise Brown posted 7 TD receptions in 2019, a mark that tied for third among all NFL rookies and now ties for second on the Ravens' rookie single-season total TDs record list.

### RECEIVING TDs (NFL ROOKIES / 2019)

1. A.J. Brown (Ten.) ..... 8
- Darius Slayton (NYG) ..... 8
3. Marquise Brown (Bal.)... 7
- Terry McLaurin (Was.) .... 7
- D.K. Metcalf (Sea.)..... 7

### RAVENS TOTAL TDs (ROOKIES / SINGLE SEASON)

1. J.K. Dobbins (2020) ..... 9
2. Marquise Brown (2019) . . 7
- Marlon Brown (2013) ..... 7
- Torrey Smith (2011) ..... 7
5. Jamal Lewis (2000) ..... 6

## 2020 SEASON MARKS

In 2020, Marquise Brown finished with 769 receiving yards and 8 receiving TDs, while averaging 13.26 yards per reception. He was one of 10 NFL players to notch at least 700 receiving yards, 8 receiving TDs and 13 yards per reception in 2020.

### THE OTHER NINE PLAYERS TO NOTCH AT LEAST 700 RECEIVING YARDS, 8 RECEIVING TDs AND 13 YARDS PER RECEPTION IN 2020:

- Nelson Agholor (LV)
- Mike Evans (TB)
- Travis Kelce (KC)
- A.J. Brown (Ten.)
- Will Fuller (Hou.)
- D.K. Metcalf (Sea.)
- Chase Claypool (Pit.)
- Tyreek Hill (KC)
- Calvin Ridley (Atl.)

## POSTSEASON PROWESS

WR Marquise Brown is one of nine players in NFL history to eclipse 300 postseason receiving yards in his first two NFL seasons. Remarkably, he's accomplished this feat while appearing in three playoff contests, tied for the least among the group. His career playoff total of 322 receiving yards ranks sixth all time among players through Year Two.

### PLAYERS WITH AT LEAST 300 POSTSEASON RECEIVING YARDS THROUGH FIRST TWO SEASONS

 463 <b>RANDY MOSS</b> 4 GAMES	 393 <b>T.Y. HILTON</b> 3 GAMES	 347 <b>ALVIN HARPER</b> 5 GAMES
 324 <b>TORREY SMITH</b> 6 GAMES	 323 <b>ROB GRONKOWSKI</b> 4 GAMES	 322 <b>MARQUISE BROWN</b> 3 GAMES
 317 <b>TERRY GLENN</b> 5 GAMES	 315 <b>D.K. METCALF</b> 3 GAMES	 305 <b>JULIO JONES</b> 3 GAMES


## POSTSEASON: 85-YARD MINIMUM

In his first three postseason contests, Marquise Brown totaled 126 receiving yards, 109 receiving yards and 86 receiving yards, respectively. He joins Larry Fitzgerald and Michael Thomas as the only players since the 1970 merger to eclipse 85 receiving yards in each of their first three postseason contests.

### PLAYERS WITH AT LEAST 85 RECEIVING YARDS IN EACH OF THEIR FIRST THREE PLAYOFF CONTESTS

 <b>MICHAEL THOMAS</b> 1/7/18 vs. Car. .... 131 1/14/18 at Min. ... 85 1/13/19 vs. Phi. ... 171	 <b>LARRY FITZGERALD</b> 1/3/09 vs. Atl. .... 101 1/10/09 at Car. ... 166 1/18/09 vs. Phi. ... 152	 <b>MARQUISE BROWN</b> 1/11/20 vs. Ten. ... 126 1/10/21 at Ten. ... 109 1/16/21 at Buf. ... 87
--	---	---

# PLAYER NOTES - CAMPBELL



**CALAIS CAMPBELL**  
#93 | DEFENSIVE END

**1X** FIRST-TEAM ALL-PRO  
**3X** SECOND-TEAM ALL-PRO  
**6X** PRO BOWLER

**2017** PFWA NFL DEFENSIVE PLAYER OF THE YEAR  
**2019** NFL WALTER PAYTON MAN OF THE YEAR

## DURABILITY ON DISPLAY

DE Calais Campbell has played in 198 games, with 180 starts. He ranks first in both categories among active D-linemen.

### MOST GAMES PLAYED / ACTIVE NFL DEFENSIVE LINEMEN

Rk.	Player (Teams)	GP (GS)
1.	Calais Campbell (Ari./Jax./Bal.)	198 (180)
2.	Ndamukong Suh (Det./Mia./LAR/TB)	174 (174)
3.	Tyson Alualu (Jax./Pit.)	172 (109)
4.	Jerry Hughes (Ind./Buf.)	167 (118)
5.	Carlos Dunlap (Cin./Sea.)	163 (121)

## MULTI-SACK GAMES

DE Calais Campbell has posted nine multi-sack games since 2017, ranking as the NFL's eighth most.

### MOST MULTI-SACK GAMES SINCE 2017 [ACTIVE NFL DEFENDERS]

Rk.	Player (Team)	Games
1.	Aaron Donald (LAR)	17
2.	Cameron Jordan (NO)	14
3.	T.J. Watt (Pit.)	12
4.	Yannick Ngakoue (LV)	11
	Myles Garrett (Cle.)	11
	Chandler Jones (Ari.)	11
7.	Ryan Kerrigan (Phi.)	10
8.	Calais Campbell (Bal.)	9
	Joey Bosa (LAC)	9
	Chris Jones (KC)	9
	Za'Darius Smith (GB)	9

## BATTING IT DOWN

- DE Calais Campbell's 6 PD in 2020 tied (Jason Pierre-Paul) for the NFL's third most by a D-lineman.
- Campbell is one of five active D-linemen with more than 50-career PD (Carlos Dunlap, 62; J.J. Watt, 61; Jason Pierre-Paul, 57; Calais Campbell, 54; Cameron Jordan, 50).

## ACTIVE SACKS LEADERS

DE Calais Campbell's 92 career sacks are the seventh most among active NFL defenders.

### MOST SACKS / ACTIVE NFL DEFENDERS

Rk.	Player (Team)	Sacks
1.	Von Miller (Den.)	106.0
2.	J.J. Watt (Ari.)	101.0
3.	Justin Houston (Bal.)	97.5
4.	Chandler Jones (Ari.)	97.0
5.	Ryan Kerrigan (Phi.)	95.5
6.	Cameron Jordan (NO)	94.5
7.	Calais Campbell (Bal.)	92.0

## FOUR-SACK SEASONS

DE Calais Campbell has posted at least 4 sacks in 12-consecutive seasons (2009-20), marking the NFL's longest active streak of consecutive 4-plus sack seasons.

### CONSECUTIVE SEASONS WITH AT LEAST 4.0 SACKS [ACTIVE STREAKS]

Rk.	Player (Team)	Seasons
1.	Calais Campbell (Bal.)	12 (2009-20)
2.	Carlos Dunlap (Sea.)	11 (2010-20)
3.	Ryan Kerrigan (Phi.)	10 (2011-20)
	Justin Houston (Bal.)	10 (2011-20)
	Everson Griffen (Det.)	10 (2011-20)

## PICTURE THIS

DE Calais Campbell is one of four NFL defenders since 2000 to register at least 700 tackles and 85 sacks.

### SINCE 2000 / PLAYERS WITH AT LEAST 700 TACKLES & 85 SACKS



Calais Campbell  
715 / 92

Julius Peppers  
719 / 159.5



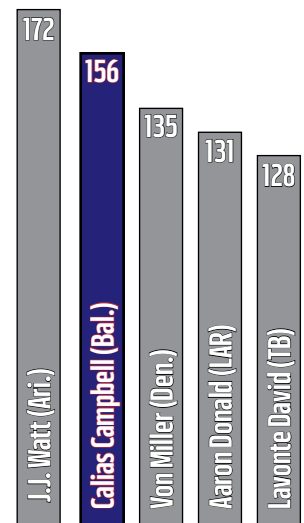
Justin Smith  
884 / 87

Terrell Suggs  
886 / 139



Since being drafted in 2008, DE Calais Campbell's 156 tackles for loss rank second in the NFL, trailing only Arizona DE J.J. Watt's 172 TFL during that span.

### MOST TACKLES FOR LOSS / ACTIVE NFL DEFENDERS





# PLAYER NOTES – HUMPHREY



**MARLON HUMPHREY**  
#44 | CORNERBACK

**2X** PRO BOWLER

**1X** FIRST-TEAM ALL-PRO

**MOST FORCED FUMBLES**  
NFL DEFENDERS / 2020 SEASON

Marlon Humphrey (Bal.)	8
Haason Reddick (Ari.)	6
11 Players Tied	4

## PERFECTING THE PUNCH-OUT

CB Marlon Humphrey's 8 forced fumbles in 2020 were the second most by a DB in NFL history (records kept since 2000).

### MOST FORCED FUMBLES / DEFENSIVE BACKS NFL SINGLE-SEASON HISTORY (RECORDS KEPT SINCE 2000)

Rk.	Player (Year)	FFs
1.	Charles Tillman (2012)	10
2.	<b>Marlon Humphrey (2020)</b>	<b>8</b>
	Chris Harris (2007)	8
4.	Oshiomogho Atogwe (2008)	6
	Brian Dawkins (2008)	6
	Roman Harper (2010)	6
	Charles Tillman (2009)	6

## FRUIT PUNCH & JUICE MAN

Since CB Marlon Humphrey entered the league in 2017, he and teammate CB Marcus Peters are the only NFL defenders to produce at least 40 PD, 8 INTs, 8 FFs and 3 FRs.



### STATS SINCE 2017

**MARCUS PETERS**

PD	INTs	FFs	FR
40	17	8	5



**MARLON HUMPHREY**

PD	INTs	FFs	FR
51	8	11	3

## BALTIMORE DEFENDERS SINCE 2019

### INTERCEPTIONS / SINCE 2019

Rk.	Player	INTs
1.	Marcus Peters	7
2.	<b>Marlon Humphrey</b>	<b>4</b>
3.	Tyus Bowser	3

### PASSES DEFENSED / SINCE 2019

Rk.	Player	PD
1.	<b>Marlon Humphrey</b>	<b>25</b>
2.	Marcus Peters	19
3.	Chuck Clark	13

### FORCED FUMBLES / SINCE 2019

Rk.	Player	FFs
1.	<b>Marlon Humphrey</b>	<b>10</b>
2.	Chuck Clark	4
	Marcus Peters	4

## MARLON MAKES PLAYS

- In 2020, CB Marlon Humphrey led the NFL with 8 FFs (also standing as a Ravens' single-season record), en route to his second Pro Bowl nod.

- In 2020, Humphrey was one of only two NFL defenders (Jason Pierre-Paul) to record at least 2 sacks (2.5), 4 FFs (8) and 6 PD (8). He also became the first DB to register at least 8 FFs and a sack in NFL single-season history (records kept since 2000).

- Baltimore has never lost a game (11-0) when Humphrey records a takeaway.

- Humphrey's 11 defensive forced fumbles are tied with Oshiomogho Atogwe (2005-08) for the most by a defensive back in his first four seasons in NFL History (records kept since 2000).

- Humphrey's 70-yard FR-TD vs. NE in Week 9 of the 2019 season is the longest FR return in Ravens franchise history.

## MARLON THE MAGNET

Since 2018, CB Marlon Humphrey's 40 passes defended tie for eighth most among all NFL defensive backs.

### NFL PASSES DEFENSED / DEFENSIVE BACKS / SINCE 2018

Rk.	Player (Team)	PD
1.	James Bradberry (NYG)	45
2.	Stephon Gilmore (NE)	43
	Janoris Jenkins (Ten.)	43
4.	Jaire Alexander (GB)	41
	Carlton Davis (TB)	41
	Kyle Fuller (Den.)	41
	Joe Haden (Pit.)	41
8.	<b>Marlon Humphrey (Bal.)</b>	<b>40</b>
	Denzel Ward (Cle.)	40

# PLAYER NOTES - PETERS



## FIRST LINE OF PASS DEFENSE

Since being drafted in 2015, CB Marcus Peters' 85 PD tie for the NFL's second most among active defenders.

	Darius Slay	88
	Marcus Peters	86
	Janoris Jenkins	86
	Stephon Gilmore	82

## FAST FACTS

- CB Marcus Peters was the only NFL defender in 2020 to have at least 4 INTs and 4 FFs. He also tallied 2 FRs.
- In 91 career games, CB Marcus Peters has registered 31 INTs, 10 FFs and 8 FRs. He's one of 11 players in NFL history to reach those marks and the only one to do so in his first six NFL seasons.
- Peters' 6 INT-TDs tie Hall of Famer Deion Sanders for the second most by a player in his first six seasons since the 1970 merger. Only CB Janoris Jenkins (7) had more.
- Peters' 3-career postseason INTs are tied (Sean Murphy-Bunting & Duron Harmon) for the NFL's most since he entered the league in 2015.

## NOSE FOR THE END ZONE

CB Marcus Peters' 7-career defensive TDs (6 INTs & 1 FR) rank as the NFL's most since he entered the league in 2015.

### MOST DEFENSIVE TDs / SINCE 2015 / ACTIVE PLAYERS

Rk.	Player (Team)	D-TDs
1.	Marcus Peters (Bal.)	7
2.	Eddie Jackson (Chi.)	6
3.	Deion Jones (Atl.)	5
4.	Four Players	4

## PICK ARTIST

Since entering the league in 2015, three-time Pro Bowl CB Marcus Peters has registered NFL highs in INTs (31), INT-TDs (6) and INT return yards (814).

### MOST INTERCEPTIONS / SINCE 2015 / ACTIVE PLAYERS

Rk.	Player (Team)	INTs
1.	Marcus Peters (Bal.)	31
2.	Xavien Howard (Mia.)	22
3.	Tyrann Mathieu (KC)	20

### MOST INT-TD RETURNS / SINCE 2015 / ACTIVE PLAYERS

Rk.	Player (Team)	INT-TDs
1.	Marcus Peters (Bal.)	6
2.	Deion Jones (Atl.)	5
3.	12 Players	3

### MOST INT RETURN YARDS / SINCE 2015 / ACTIVE PLAYERS

Rk.	Player (Team)	INT Yards
1.	Marcus Peters (Bal.)	814
2.	Deion Jones (Atl.)	379
3.	Stephon Gilmore (NE)	368

## TAKEAWAY MACHINE

Since entering the league in 2015, Peters' 39 takeaways stand as an NFL high, with 31 coming by way of INTs.

### MOST TAKEAWAYS BY A DEFENDER / SINCE 2015

Rk.	Player (Team)	TA (INTs)
1.	Marcus Peters (Bal.)	39 (31)
2.	Xavien Howard (Mia.)	23 (22)
	Harrison Smith (Min.)	23 (18)
4.	Stephon Gilmore (NE)	21 (19)
	Tyrann Mathieu (KC)	21 (20)
	Jordan Poyer (Buf.)	21 (15)

**"MARCUS PETERS IS ONE OF THE SMARTEST CORNERS I'VE EVER SEEN PLAY THE GAME."**

- RAVENS D.C. DON MARTINDALE



MARCUS PETERS  
31

XAVIEN HOWARD  
22

TYRANN MATHIEU  
20



# PLAYER NOTES - HOUSTON



**JUSTIN HOUSTON**  
#50 | OUTSIDE LINEBACKER

**4X** PRO BOWLER  
**1X** FIRST-TEAM ALL-PRO  
**1X** SECOND-TEAM ALL-PRO  
**97.5** CAREER SACKS  
**22** SACKS IN 2014 w/ KC

## 2014 PASS RUSH DOMINANCE

The 2014 campaign was a historic output for OLB Justin Houston. As a member of the Kansas City Chiefs, Houston racked up a staggering 22 sacks in 16 starts, ranking as the second-highest single-season sack total in NFL history. Houston also set career highs in tackles (69) and forced fumbles (4), while his 23 TFL tied for 10th most in league history.



2001

**MICHAEL STRAHAN**  
**22.5**



2014

**JUSTIN HOUSTON**  
**22.0**



2011

**JARED ALLEN**  
**22.0**



1984

**MARK GASTINEAU**  
**22.0**



1987

**CHRIS DOLEMAN**  
**21.0**



1987

**REGGIE WHITE**  
**21.0**

## HOUSTON... IS A PROBLEM!

### MOST SACKS / SINCE 2011

Rk.	Player	Sacks
1.	Von Miller.....	106.0
2.	J.J. Watt.....	101.0
3.	<b>Justin Houston.....</b>	<b>97.5</b>
4.	Chandler Jones.....	97.0
5.	Ryan Kerrigan.....	95.5

### MOST MULTI-SACK GAMES / SINCE 2011

Rk.	Player	Games
1.	J.J. Watt.....	31
2.	<b>Justin Houston.....</b>	<b>25</b>
3.	Chandler Jones.....	24
	Von Miller.....	24
5.	Jason Pierre-Paul.....	22
	Cameron Jordan.....	22
	Aaron Darnold.....	22

### MOST TACKLES FOR LOSS / ACTIVE PLAYERS / SINCE 2011

Rk.	Player	TFL
1.	J.J. Watt.....	174
2.	Von Miller.....	135
3.	<b>Calais Campbell.....</b>	<b>133</b>
4.	Aaron Donald.....	131
5.	Lavonte David.....	129
6.	Cameron Jordan.....	125
7.	<b>Justin Houston.....</b>	<b>117</b>
	Ryan Kerrigan.....	117
9.	Jason Pierre-Paul.....	115
10.	Ndamukong Suh.....	110

### MOST CONSECUTIVE SEASONS WITH AT LEAST 8 SACKS ACTIVE STREAK NFL STREAKS

Rk.	Player	Seasons
1.	Aaron Donald.....	7
2.	Khalil Mack.....	6
3.	Yannick Ngakoue.....	5
4.	<b>Justin Houston.....</b>	<b>4</b>
	Jason Pierre-Paul.....	4

## NFL SACKS LEADERS / ACTIVE DEFENDERS

Rk.	Player (Team)	Sacks
1.	Von Miller (Den.).....	106.0
2.	J.J. Watt (Ari.).....	101.0
3.	<b>Justin Houston (Bal.).....</b>	<b>97.5</b>
4.	Chandler Jones (Ari.).....	97.0
5.	Ryan Kerrigan (Phi.).....	95.5
6.	Cameron Jordan (NO).....	94.5
7.	<b>Calais Campbell (Bal.).....</b>	<b>92.0</b>
8.	Jason Pierre-Paul (TB).....	89.0
9.	Carlos Dunlap II (Sea.).....	87.5
10.	Aaron Donald (LAR).....	85.5
11.	Robert Quinn (Chi.).....	82.5
12.	Khalil Mack (Chi.).....	70.5
13.	Ndamukong Suh (TB).....	64.5

## HOUSTON NOTES TO KNOW

- Houston's additional accolades include: Art Rooney Sportsmanship Award Finalist (2020), Kansas City Chiefs Ed Block Courage Award (2016) and Deacon Jones Award (2014).
- Since entering the league in 2011, Houston has posted four safeties, tying for the most in NFL history (Doug English & Ted Hendricks - 4).
- Houston is only 2.5 sacks away from 100 career sacks, which will make him the 36th player in league history to reach the coveted century mark.

# PLAYER NOTES - WILLIAMS & QUEEN



**BRANDON WILLIAMS**  
#98 | DEFENSIVE TACKLE

**1X**  
PRO BOWLER



**288**  
\*NO. 2 ACTIVE  
FRANCHISE TACKLES  
LEADER

\*CB JIMMY SMITH (381)






## WILLIAMS ANCHORS RUN "D"

Pro Bowl DT Brandon Williams is one of the NFL's top D-linemen, helping Baltimore regularly produce a stout run defense. Since 2014, when Williams became a full-time starter, Baltimore has been especially strong vs. opposing ground games.

### FEWEST RUSHING YARDS ALLOWED PER GAME / SINCE 2014

 Baltimore Ravens	<b>96.8</b>
 Seattle Seahawks	<b>99.5</b>
 Pittsburgh Steelers	<b>102.1</b>
 New York Jets	<b>102.6</b>
 Tampa Bay Buccaneers	<b>103.9</b>

### LOWEST RUSHING AVG. ALLOWED PER CARRY / SINCE 2014

 New York Jets	<b>3.88</b>
 Tampa Bay Buccaneers	<b>3.95</b>
 Baltimore Ravens	<b>4.01</b>
 Seattle Seahawks	<b>4.01</b>
 Denver Broncos	<b>4.03</b>

## BALTIMORE'S BEST DTs

### MOST TACKLES BY RAVENS INTERIOR D-LINEMEN

Rk.	Player	Tackles	Years
1.	Kelly Gregg	515	2001-10
2.	Haloti Ngata	446	2006-14
3.	Brandon Williams	288	2013-present
4.	Tony Siragusa	159	1997-2001

### MOST TACKLES FOR LOSS BY RAVENS INTERIOR D-LINEMEN

Rk.	Player	TFL	Years
1.	Haloti Ngata	43	2006-14
2.	Kelly Gregg	30	2001-10
3.	Brandon Williams	29	2013-present

(TFL became an official stat beginning in 2001.)

## 2020 FIRST-ROUND LINEBACKERS

In 2020, Ravens rookie ILB Patrick Queen and Panthers S Jeremy Chinn were the NFL's only rookie defenders with at least 100 tackles, 1 TFL, 1 sack, 1 INT, 1 FF, 1 FR and 1 TD. Below are the five LBs who were selected in 2020's first round.

### 2020 FIRST-ROUND NFL LINEBACKERS STATISTICS

Player (Pick / Team)	GP/GS	TT	TFL	S	INTs	FFs	FRs	TDs
Patrick Queen (28/Bal.)	16-16	105	9	3.0	1	2	2	1
Kenneth Murray (23/LAC)	16-16	107	5	1.0	0	0	0	0
Jordyn Brooks (27/Sea.)	14-6	57	2	0.0	0	0	0	0
Isaiah Simmons (8/Ari.)	16-7	46	4	2.0	1	1	1	0
K'Lavon Chaisson (20/Jax.)	16-3	19	3	1.0	0	0	0	0

QUEEN, MURRAY AND SIMMONS (BELOW) WERE NAMED TO THE PFWA ALL-ROOKIE TEAM (2020)



2020

PATRICK QUEEN



2020

KENNETH MURRAY



2020

ISAIAH SIMMONS

## THE KING OF QUEENS IN 2020

- In Week 5 vs. Cincinnati, ILB Patrick Queen posted a strip-sack and then recovered the ball. Queen became the second Ravens rookie to record a sack, FF and FR in a game, joining OLB Terrell Suggs, who accomplished the feat three times during his 2003 Defensive ROY campaign.
- In the Cincy game, Queen also had a 53-yard FR-TD, which is the fifth-longest FR-TD in Ravens history (sixth-longest overall). His performance earned him AFC Defensive Player of the Week honors for Week 5.
- Queen became the second NFL defender since 1987 to post 9-plus tackles, at least 2 FRs, 1 sack and 1 defensive TD in a game. Former Texans ILB Demeco Ryans was the other.




**PATRICK QUEEN**  
#6 | INSIDE LINEBACKER

**1**  
NFL DEFENDER (QUEEN) IN  
2020 WHO POSTED AT LEAST  
70 TACKLES, 3 SACKS, 2 FFs,  
2 FRs, 1 INT & 1 DEFENSIVE TD

**105**  
2020 TEAM LEADER  
IN TACKLES



# PLAYER NOTES - WATKINS & BOWSER



**SAMMY WATKINS**  
#14 | WIDE RECEIVER

*“SAMMY IS A GEM. HE’S A GREAT PLAYER AND A GREAT PERSON. SAMMY, TO ME, IS ONE OF THE BEST RECEIVERS IN THE NFL – PERIOD. HE’S A MUCH MORE SEASONED PLAYER THAN I KNEW HIM IN HIS SECOND YEAR. EVERY DAY WITH HIM IS A GREAT DAY”*

- Offensive Coordinator Greg Roman on WR Sammy Watkins

## PLAYOFF SAMMY

WR Sammy Watkins’ 19.23 postseason yards-per-reception average ranks No. 9 all time and second among active players (min. 20 catches). Since 2017, when Watkins made his postseason debut, that mark stands No. 1 in the NFL.

 ALVIN HARPER 27.29	 WILLIE GAULT 23.67	 HAROLD JACKSON 22.83
 VERNON DAVIS 22.22	 PAUL WARFIELD 21.09	 CHARLIE BROWN 20.78
 FRANK LEWIS 20.48	 TYLER LOCKETT 20.48	 SAMMY WATKINS 19.23

## “YAC” ATTACK

Since WR Sammy Watkins entered the league in 2014, his 14.53 yards per reception mark ranks No. 7 in the NFL among players with at least 300 receptions.

### YARDS PER RECEPTION / SINCE 2014 (MIN. 300 RECEPTIONS)

Rk.	Player	YPC
1.	T.Y. Hilton	15.58
2.	Mike Evans	15.54
3.	Rob Gronkowski	15.38
4.	Julio Jones	15.07
5.	John Brown	14.84
6.	Tyreek Hill	14.65
7.	Sammy Watkins	14.53

## BOWSER A BACKFIELD DISTURBANCE

OLB Tyus Bowser has posted 10.5 sacks since he entered the league in 2017, ranking as Baltimore’s fourth most. Bowser also owns the fourth-most QB hits (29) over the past five seasons.

### RAVENS SACKS (SINCE 2017)

1. Matthew Judon..... 30.5
2. Terrell Suggs ..... 18
3. Za'Darius Smith ..... 12
4. Tyus Bowser..... 10.5

### RAVENS QB HITS (SINCE 2017)

1. Matthew Judon ..... 92
2. Za'Darius Smith..... 41
3. Terrell Suggs ..... 35
4. Tyus Bowser ..... 29



## RAVENS ACTIVE TACKLES LEADERS / LINEBACKERS

PATRICK QUEEN  
**105**

L.J. FORT  
**72**

TYUS BOWSER  
**68**

## BOWSER IS BALLING

OLB Tyus Bowser dropped into coverage on 35% of his pass snaps in 2020, the second-highest rate among NFL edge defenders (min. 250 pass snaps). Bowser’s 4 career INTs currently rank fifth all time in franchise history at the LB position.

### MOST INTERCEPTIONS BY A RAVENS LINEBACKER

Rk.	Player (Years)	INTs
1.	Ray Lewis (1996-2012)	31
2.	C.J. Mosley (2014-18)	9
3.	Adalius Thomas (2000-06)	6
4.	Daryl Smith (2013-15)	5
5.	Tyus Bowser (2017-present)	4



**TYUS BOWSER**  
#54 | OUTSIDE LINEBACKER

**42**

*\*NO. 4 ACTIVE FRANCHISE LEADER IN CONSECUTIVE GAMES PLAYED*

*\*K JUSTIN TUCKER (144)  
S CHUCK CLARK (55)  
RB GUS EDWARDS (43)*



# PLAYER NOTES - TUCKER



**JUSTIN TUCKER**  
#9 | KICKER

- 11X** PLAYER OF THE WEEK [FRANCHISE RECORD]
- 7X** AFC SPECIAL TEAMS PLAYER OF THE MONTH
- 4X** PRO BOWLER
- 4X** FIRST-TEAM ALL-PRO
- 2X** SECOND-TEAM ALL-PRO

## TUCKER RANKS NO. 1 ALL TIME

K Justin Tucker, the most accurate kicker ever, owns a 90.7% success mark. In 2020, for the fifth-consecutive season, he scored at least 130 points. The five 130-point outputs by Tucker tie an NFL record of consecutive seasons scoring 130-plus points (Stephen Gostkowski, 2011-15, & David Akers, 2008-12).

### BEST CAREER FIELD GOAL PERCENTAGE [NFL HISTORY / MIN. 100 ATTEMPTS]

Rk.	Player (Team)	FGM - FGA	Pct.
1.	Justin Tucker (Bal.)	291-321	90.7
2.	Harrison Butker (KC)	121-134	90.3
3.	Josh Lambo (Jax.)	128-144	88.9
4.	Chris Boswell (Pit.)	146-166	88.0
5.	Wil Lutz (NO)	142-164	86.6

## TUCKER HITS THE MARK

Since entering the league in 2012, K Justin Tucker ranks at or near the top of several NFL kicking categories:

<b>291</b> Field Goals Made	<b>1,223</b> Points Scored	<b>90.7</b> Career FG Percentage
NFL's Most Since 2012	NFL's Most Since 2012	Best Mark in NFL History
<b>129</b> 40+ Yard FGM	<b>42</b> 50+ Yard FGM	<b>6</b> Games w/ Dual 50+ FGM
NFL's Most Since 2012	NFL's 2nd Most Since 2012	Most in NFL History

## TUCKER'S CHART TALK

### MOST FIELD GOALS MADE / SINCE 2012

Rk.	Player (Team)	FGM
1.	Justin Tucker (Bal.)	291
2.	Stephen Gostkowski (FA)	251
3.	Greg Zuerlein (Dal.)	235
4.	Matt Prater (Ari.)	230
5.	Stephen Hauschka (retired)	223

### MOST POINTS SCORED / SINCE 2012

Rk.	Player (Team)	Points
1.	Justin Tucker (Bal.)	1,223
2.	Stephen Gostkowski (FA)	1,163
3.	Matt Prater (Ari.)	1,051
4.	Mason Crosby (GB)	1,033
5.	Greg Zuerlein (Dal.)	1,022

### BEST FIELD GOAL PERCENTAGE ROOKIES / NFL HISTORY

Rk.	Player (Year)	FGM - FGA	Pct.
1.	Michael Badgley (2018)	15-16	93.8
2.	Blair Walsh (2012)	35-38	92.1
3.	Justin Tucker (2012)	30-33	90.9
4.	Harrison Butker (2017)	38-42	90.5
5.	Jason Sanders (2018)	18-20	90.0

### BEST FIELD GOAL PERCENTAGE RAVENS SINGLE-SEASON HISTORY [MIN. 16 ATT.]

Rk.	Player (Year)	FGM - FGA	Pct.
1.	Justin Tucker (2016)	38-39	97.4
2.	Justin Tucker (2019)	28-29	96.6
3.	Matt Stover (2006)	28-30	93.3
4.	Justin Tucker (2013)	38-41	92.7
5.	Justin Tucker (2017)	34-37	91.9

### CONSECUTIVE FIELD GOALS MADE / ALL-TIME STREAKS

Rk.	Player (Team)	FGM
1.	Adam Vinatieri (2015-16)	44
2.	Mike Vanderjagt (2002-04)	42
3.	Gary Anderson (1997-98)	40
4.	Matt Stover (2005-06)	36
5.	Justin Tucker (2015-16)	35
	Adam Vinatieri (2013-14)	35

## 16 GAME-WINNING FIELD GOALS

- 2020: Week 14 at Cle., 55 yds
- 2019: Week 13 vs. SF, 49 yds
- 2019: Week 5 at Pit., 46 yds OT
- 2018: Week 11 vs. Cin., 24 yds
- 2016: Week 3 at Jax., 53 yds
- 2016: Week 2 at Cle., 49 yds
- 2015: Week 11 vs. STL, 47 yds
- 2015: Week 8 vs. SD, 39 yds
- 2015: Week 4 at Pit., 52 yds OT
- 2014: Week 3 at Cle., 32 yds
- 2013: Week 15 at Det., 61 yds
- 2013: Week 10 vs. Cin., 46 yds OT
- 2013: Week 5 at Mia., 44 yds
- 2012: Div. at Den., 47 yds 2OT
- 2012: Week 12 at SD, 38 yds OT
- 2012: Week 3 vs. NE, 27 yds

# PLAYER NOTES - TUCKER

## TUCKER TIDBITS

- Since PATs were moved back to the 15-yard line in 2015, Tucker (240-of-244) has produced the NFL's second-best PAT percentage (98.4). Brett Maher's 68-of-69 ranks first (98.6).
- Tucker's 92.2 career FG% when kicking on grass (177-of-192) ranks as the NFL's best of all time. His 94.7 career FG% in the second half/OT (142-of-150) also ranks as the NFL's best such mark of all time.
- Tucker is a seven-time AFC Special Teams Player of the Month. He has also earned a team-record 11 AFC ST Player of the Week honors.
- Tucker's 6 FGs on 12/16/13 at Det. set a team record and a single-game NFL high in 2013. He became the first kicker ever to connect from the 20-, 30-, 40-, 50- & 60-yard range in a game.

## PLAYER OF THE MONTH AWARDS

### PLAYER OF THE MONTH AWARDS / SINCE AWARD INCEPTION

Rk.	Player	No.
1.	Tom Brady	11
2.	Peyton Manning	8
	Aaron Rodgers	8
4.	Justin Tucker	7
5.	Brett Favre	6
	Barry Sanders	6
	Bruce Smith	6
	J.J. Watt	6
	Steve Young	6

## FAST & FURIOUS

Since entering the league in 2012, K Justin Tucker has reached several marks faster than any other player in NFL history:



## YEAR 10: MILESTONES IN THE MAKING

• K Justin Tucker needs 107 points to tie Stephen Gostkowski (1,330 points) for the most points scored through a player's first 10 seasons in NFL history.

### Tucker also:

- Needs 12 more FGAs to tie Jason Elam (333 FGAs) for the most through a kicker's first 10 seasons in NFL history. Tucker's 291 FGM are already an NFL record through a kicker's first 10 seasons.
- Needs five games with multiple FGM to tie Stephen Gostkowski (95 games) for the most such performances through a player's first 10 seasons in NFL history.

## CLUB 30

In 2018, K Justin Tucker became the first kicker in NFL history to produce six seasons with 30-or-more FGs made.

### MOST SEASONS WITH 30-PLUS FIELD GOALS MADE (NFL HISTORY)

Rk.	Player	Seasons
1.	Justin Tucker	6
2.	David Akers	5
	John Carney	5
	Robbie Gould	5

## 2016: THE BEST SEASON EVER?

- In 2016, All-Pro K Justin Tucker connected on 38-of-39 FGAs (lone miss was a block), posting the then-fifth-best pct. (97.4) in NFL single-season history. In addition to making 35-straight FGs at one point (tied for fifth-best streak ever), here are facts about his season, arguably the best ever by a kicker:
  - Tucker's 38 FGs made ranked No. 1 in the NFL. He was also 27-of-27 on PATs. An NFL single-season record 24 of Tucker's 38 FGs made in 2016 came from 40 yards or beyond.
  - Tucker's 10 FGs of 50-plus yards are a Ravens' single-season record. They tie (Blair Walsh, 2012 & Brandon McManus, 2020) for the most in NFL history. (Tucker was a perfect 10-for-10 from 50 yards and out during the 2016 season.)
  - Tucker's 141 points ranked second in the league only behind Atlanta's Matt Bryant (158).
  - In Week 12 of 2016 vs. Cincy, Tucker became just the ninth kicker (12 have now done it) in league history to make 3 FGs of 50-plus yards in a single game (52, 57 & 54). He is also the first kicker in NFL history to make 3 FGs of 50-plus yards in the first half of a game. (These feats earned him AFC ST POW honors.)


### BEST FIELD GOAL PERCENTAGE / NFL SINGLE-SEASON HISTORY

Rk.	Player (Year)	FGM - FGA	Pct.
1.	Gary Anderson (1998)	35-35	100.0
	Mason Crosby (2020)	16-16	100.0
	Jason Myers (2020)	16-16	100.0
	Mike Vanderjagt (2003)	37-37	100.0
	Jeff Wilkins (2000)	17-17	100.0
	Tony Zendejas (1991)	17-17	100.0
7.	Justin Tucker (2016)	38-39	97.4





# PLAYER NOTES - KOCH



**SAM KOCH**  
#4 | PUNTER

**IX** PRO BOWLER & SECOND-TEAM ALL-PRO

**“No matter what, this guy is never satisfied about what he’s done in practice. Even when he has a great day in practice, he’ll tell you: ‘Nope, it wasn’t good enough.’”**

- ST Coordinator Chris Horton on P Sam Koch

## SAM IN THE 20

P Sam Koch is the Ravens’ all-time leader in punts inside the 20 (427). In 2017, he posted a franchise-record 40 boots inside the 20, which ranked as the NFL’s most.

### MOST PUNTS INSIDE THE 20

RAVENS HISTORY		RAVENS SINGLE SEASON			
Rk.	Player	Inside 20	Rk.	Player (Year)	Inside 20
1.	Sam Koch	427	1.	Sam Koch (2017)*	40
2.	Kyle Richardson	128	2.	Sam Koch (2010)	39
3.	Dave Zastudil	89		Kyle Richardson (1999)	39

\*In 2017, Koch’s 40 punts inside the 20 ranked No. 1 in the NFL

### KOCH DOMINATED IN 2017

No punter in 2017 was more dominant at pinning opponents deep in their own territory than P Sam Koch.

PUNTS INSIDE 20 [NFL RANK]	PUNTS INSIDE 10 [NFL RANK]	PUNTS INSIDE 5 [NFL RANK]
<b>1</b>	<b>1</b>	<b>2</b>
Sam Koch ..... 40 Chris Jones ..... 34 Two Players ..... 33	Sam Koch ..... 16 Marquette King... 14 Three Players .... 13	Andy Lee ..... 6 Sam Koch ..... 5 Three Others ..... 5

### FAST FACTS

- In Week 4 of 2020 at Washington, P Sam Koch completed a 15-yard pass to WR Miles Boykin on a fourth-and-9 fake punt. Among players with at least 5 career passes, Koch holds the NFL record with a 100% completion rate, going 7-of-7 for 82 yards and a 115.5 rating.
- In 2020, Koch was the NFL’s only punter to place at least 20 punts inside in the 20-yard line (22) and have no more than 1 TB.

### RAVENS ALL-TIME LEADER

P Sam Koch owns a 45.3 career gross average and 39.7 career net, both marks that rank first in Ravens history. In 2014, he posted a career-high and team-record 47.4-yard gross (matched again in 2018) and 43.3-yard net average.

#### CAREER GROSS AVERAGE [RAVENS HISTORY]

Rk.	Player	Average
1.	Sam Koch	45.3
2.	Greg Montgomery	43.2
3.	Dave Zastudil	41.6

#### CAREER NET AVERAGE [RAVENS HISTORY]

Rk.	Player	Average
1.	Sam Koch	39.7
2.	Greg Montgomery	37.2
3.	Kyle Richardson	35.4

### PINNING ‘EM DEEP

Dating back to 2006, when he entered the NFL, P Sam Koch’s 427 punts inside the 20 rank second in the NFL.

#### NFL PUNTS INSIDE THE 20 / SINCE 2006

Rk.	Player (Team)	Inside the 20
1.	Dustin Colquitt (FA)	443
2.	Sam Koch (Bal.)	427
3.	Andy Lee (Ari.)	406

### RAVENS IRONMEN

#### RAVENS CONSECUTIVE GAMES PLAYED ALL-TIME STREAKS

Rk.	Player	Games	Years
1.	Sam Koch	239	2006-20
2.	Justin Tucker	144	2012-present
3.	Jarret Johnson	129	2003-11

#### BALTIMORE RAVENS MOST ALL-TIME GAMES PLAYED

Rk.	Player	Games	Years
1.	Sam Koch	239	2006-present
2.	Terrell Suggs	229	2003-18
3.	Ray Lewis	228	1996-2012
4.	Matt Stover	207	1996-2008
5.	Jonathan Ogden	177	1996-2007
	Marshal Yanda	177	2007-19

### ESPN’S KEVIN SEIFERT ON SAM KOCH’S ARSENAL OF PUNTS:

*“Some are designed to hook toward the sideline with maximum hang time. Others use an intentionally low trajectory to aid coverage teams. He has a knuckler and one kick that drops, from the returner’s perspective, roughly in the shape of the letter ‘S.’ He’s debuted a ‘boomerang’ punt that does just what you would imagine it might. Most, but not all, of these punts are intended to discourage a clean catch and minimize the return. ... Sam Koch and the Ravens have introduced a new way to punt.”*

# ALPHABETICAL ROSTER

NO.	NAME	POS	HT	WT	DOB	EXP	COLLEGE	HOMETOWN	HOW ACQ
89	Andrews, Mark	TE	6-5	256	09/06/95	4	Oklahoma	Scottsdale, AZ	D3b '18
23	Averett, Anthony	CB	5-11	184	11/30/94	4	Alabama	Woodbury, NJ	D4a '18
49	Board, Chris	ILB	6-2	237	07/23/95	4	North Dakota State	Orlando, FL	FA '18
54	Bowser, Tyus	OLB	6-3	242	05/23/95	5	Houston	Tyler, TX	D2 '17
86	Boyle, Nick	TE	6-4	270	02/17/93	7	Delaware	Sussex, NJ	D5a '15
77	Bozeman, Bradley	C/G	6-5	325	11/24/94	4	Alabama	Roanoke, AL	D6c '18
5	Brown, Marquise	WR	5-9	180	06/04/97	3	Oklahoma	Hollywood, FL	D1 '19
93	Campbell, Calais	DE	6-8	300	09/01/86	14	Miami (Fla)	Denver, CO	TR (Jax.) '20
36	Clark, Chuck	S	6-0	205	04/19/95	5	Virginia Tech	Suffolk, VA	D6 '17
66	Cleveland, Ben	G	6-6	357	08/25/98	R	Georgia	Toccoa, GA	D3a '21
63	Colon, Trystan	C/G	6-3	313	03/23/98	2	Missouri	Webb City, MO	FA '20
13	Duvernay, Devin	WR	5-11	200	09/12/97	2	Texas	Sachse, TX	D3b '20
35	Edwards, Gus	RB	6-1	238	04/13/95	4	Rutgers	Liberia	FA '18
32	Elliott, DeShon	S	6-1	210	04/21/97	4	Texas	Dallas, TX	D6a '18
45	Ferguson, Jaylon	OLB	6-5	270	12/14/95	3	Louisiana Tech	St. Francisville, LA	D3a '19
40	Harrison, Malik	ILB	6-3	247	03/05/98	2	Ohio State	Columbus, OH	D3c '20
59	Hayes, Daelin	OLB	6-4	253	05/16/98	R	Notre Dame	Belleville, MI	D5b '21
43	Hill, Justice	RB	5-10	200	11/14/97	3	Oklahoma State	Tulsa, OK	D4a '19
50	Houston, Justin	OLB	6-3	270	01/21/89	11	Georgia	Statesboro, GA	FA '21
44	Humphrey, Marlon	CB	6-0	197	07/08/96	5	Alabama	Hoover, AL	D1 '17
2	Huntley, Tyler	QB	6-1	196	02/03/98	2	Utah	Hallandale Beach, FL	FA '20
8	Jackson, Lamar	QB	6-2	212	01/07/97	4	Louisville	Pompano Beach, FL	D1b '18
4	Koch, Sam	P	6-1	222	08/13/82	16	Nebraska	Seward, NE	D6a '06
92	Madubuike, Justin	DT	6-3	300	11/17/97	2	Texas A&M	McKinney, TX	D3a '20
90	McPhee, Pernell	OLB	6-3	269	12/17/88	11	Mississippi State	Pahokee, FL	(Was.) '19
65	Mekari, Patrick	G/C	6-4	308	08/13/97	3	Cal-Berkeley	Westlake Village, CA	FA '19
46	Moore, Nick	LS	6-2	248	12/09/92	2	Georgia	Snellville, GA	FA '20
84	Oliver, Josh	TE	6-5	249	03/21/97	3	San Jose State	Paso Robles, CA	TR (Jax.) '21
99	Oweh, Odafe	OLB	6-5	251	12/15/98	R	Penn State	Hackensack, NJ	D1b '21
24	Peters, Marcus	CB	6-0	197	01/09/93	7	Washington	Oakland, CA	TR (LAR) '19
74	Phillips, Tyre	G/T	6-5	330	01/29/97	2	Mississippi State	Grenada, MS	D3d '20
72	Powers, Ben	G	6-4	310	10/29/96	3	Oklahoma	Wichita, KS	D4b '19
11	Proche II, James	WR	5-11	201	09/20/96	2	Southern Methodist	Dallas, TX	D6 '20
6	Queen, Patrick	ILB	6-0	232	08/13/99	2	Louisiana State	Ventress, LA	D1 '20
42	Ricard, Patrick	FB/DL	6-3	303	05/27/94	5	Maine	Spencer, MA	FA '17
22	Smith, Jimmy	CB	6-2	210	07/26/88	11	Colorado	Colton, CA	D1 '11
79	Stanley, Ronnie	T	6-6	315	03/18/94	6	Notre Dame	Las Vegas, NV	D1 '16
21	Stephens, Brandon	DB	6-1	213	12/29/97	R	Southern Methodist	Plano, TX	D3b '21
26	Stone, Geno	S	5-11	207	04/19/99	2	Iowa	New Castle, PA	D7 '20
85	Tomlinson, Eric	TE	6-6	263	04/22/92	5	UTEP	Oklahoma City, OK	FA '20
9	Tucker, Justin	K	6-1	183	11/21/89	10	Texas	Austin, TX	FA '12
78	Villanueva, Alejandro	T	6-9	320	09/22/88	7	Army	Meridian, MS	FA '21
16	Wallace, Tylan	WR	5-11	193	05/13/99	R	Oklahoma State	Fort Worth, TX	D4 '21
29	Washington, Ar'Darius	S	5-8	176	11/02/99	R	Texas Christian	Shreveport, LA	FA '21
96	Washington, Broderick	DT	6-2	305	12/04/96	2	Texas Tech	Longview, TX	D5 '20
14	Watkins, Sammy	WR	6-1	211	06/14/93	8	Clemson	Fort Myers, FL	UFA (KC) '21
57	Welch, Kristian	LB	6-3	240	05/24/98	2	Iowa	Iola, WI	FA '20
30	Westry, Chris	CB	6-4	197	07/10/97	2	Kentucky	Orange Park, FL	FA '21
98	Williams, Brandon	DT	6-1	336	02/21/89	9	Missouri Southern St.	Kirkwood, MO	D3 '13
34	Williams, Ty'Son	RB	6-0	220	09/20/96	2	BYU	Sumter, SC	FA '20
95	Wolfe, Derek	DE	6-5	285	02/24/90	10	Cincinnati	East Liverpool, OH	UFA (Den.) '20
25	Young, Tavon	CB	5-9	185	03/14/94	6	Temple	Oxon Hill, MD	D4a '16
70	Zeitler, Kevin	G	6-4	315	03/08/90	9	Wisconsin	Waukesha, WI	FA '21

## Practice Squad (15)

56	Bynes, Josh	ILB	6-1	235	08/24/89	10	Auburn	Lauderdale Lakes, FL	FA '21
68	Ealy, Adrian	T	6-6	321	08/07/99	R	Oklahoma	Gonzales, LA	FA '21
71	Ellis, Justin	DT	6-2	350	12/27/90	8	Louisiana Tech	Neville, LA	FA '19
48	Gallagher, Blake	LB	6-0	224	06/01/98	R	Northwestern	Raynhem, MA	FA '21
82	Gray, Devin	WR	5-11	183	06/15/95	1	Cincinnati	Renov, NV	FA '21
41	Levine Sr., Anthony	DB/LB	5-11	207	03/27/87	10	Tennessee State	Abbeville, LA	FA '12
7	McSorley, Trace	QB	6-0	202	08/23/95	3	Penn State	Ashburn, VA	D6 '19
10	Moore, Jaylon	WR	5-11	191	07/01/97	1	Tennessee-Martin	Memphis, TN	FA '20
83	Poljan, Tony	TE	6-7	251	04/25/97	R	Virginia	Lansing, MI	FA '21
28	Richards, Jordan	S	5-11	215	01/21/93	7	Stanford	Folsom, CA	FA '19
76	Smith, Andre	T	6-4	330	01/25/87	13	Alabama	Birmingham, AL	FA '19
94	Smith, Chris	OLB	6-1	266	02/11/92	8	Arkansas	Mount Ulla, NC	FA '21
18	Townsend, Johnny	P	6-1	205	02/14/95	2	Florida	Orlando, FL	FA '20
15	Verity, Jake	K	6-2	197	12/23/97	R	East Carolina	Bremen, GA	FA '21
81	Victor, Binjimen	WR	6-4	199	01/15/97	1	Ohio State	Pompano Beach, FL	FA '21

## Reserve/NFIN (1)

60	James, Ja'Wuan	T	6-6	312	06/03/92	7	Tennessee	Atlanta, GA	FA '21
----	----------------	---	-----	-----	----------	---	-----------	-------------	--------

## Injured Reserve (9)

51	Alaka, Otaro	ILB	6-3	239	05/18/96	3	Texas A&M	Houston, TX	FA '19
12	Bateman, Rashod	WR	6-1	193	11/29/99	R	Minnesota	Tifton, GA	D1a '21
80	Boykin, Miles	WR	6-4	220	10/12/96	3	Notre Dame	New Lenox, IL	D3b '19
97	Crawford, Aaron	DT	6-1	315	11/04/97	2	North Carolina	Ashburn, VA	FA '20
27	Dobbins, J.K.	RB	5-10	212	12/17/98	2	Ohio State	La Grange, TX	D2 '20
31	Dorsey, Khalil	CB	5-9	181	03/31/98	2	Northern Arizona	Ontario, CA	FA '20
3	Fort, L.J.	ILB	6-0	232	01/03/90	7	Northern Iowa	Waynesville, MO	FA '19
91	Kelly, Xavier	DT	6-6	306	10/02/97	R	Arkansas	Wichita, KA	FA '21
37	Marshall, Iman	CB	6-1	210	02/27/97	3	Southern California	Long Beach, CA	D4c '19





# NUMERICAL ROSTER

NO.	NAME	POS	HT	WT	DOB	EXP	COLLEGE	HOMETOWN	HOW ACQ
2	Tyler Huntley	QB	6-1	196	02/03/98	2	Utah	Hallandale Beach, FL	FA '20
4	Sam Koch	P	6-1	222	08/13/82	16	Nebraska	Seward, NE	D6a '06
5	Marquise Brown	WR	5-9	180	06/04/97	3	Oklahoma	Hollywood, FL	D1 '19
6	Patrick Queen	ILB	6-0	232	08/13/99	2	Louisiana State	Ventress, LA	D1 '20
8	Lamar Jackson	QB	6-2	212	01/07/97	4	Louisville	Pompano Beach, FL	D1b '18
9	Justin Tucker	K	6-1	183	11/21/89	10	Texas	Austin, TX	FA '12
11	James Proche II	WR	5-11	201	09/20/96	2	Southern Methodist	Dallas, TX	D6 '20
13	Devin Duvernay	WR	5-11	200	09/12/97	2	Texas	Sachse, TX	D3b '20
14	Sammy Watkins	WR	6-1	211	06/14/93	8	Clemson	Fort Myers, FL	UFA (KC) '21
16	Tylan Wallace	WR	5-11	193	05/13/99	R	Oklahoma State	Fort Worth, TX	D4 '21
21	Brandon Stephens	DB	6-1	213	12/29/97	R	Southern Methodist	Plano, TX	D3b '21
22	Jimmy Smith	CB	6-2	210	07/26/88	11	Colorado	Colton, CA	D1 '11
23	Anthony Averett	CB	5-11	184	11/30/94	4	Alabama	Woodbury, NJ	D4a '18
24	Marcus Peters	CB	6-0	197	01/09/93	7	Washington	Oakland, CA	TR (LAR) '19
25	Tavon Young	CB	5-9	185	03/14/94	6	Temple	Oxon Hill, MD	D4a '16
26	Geno Stone	S	5-11	207	04/19/99	2	Iowa	New Castle, PA	D7 '20
29	Ar'Darius Washington	S	5-8	176	11/02/99	R	Texas Christian	Shreveport, LA	FA '21
30	Chris Westry	CB	6-4	197	07/10/97	2	Kentucky	Orange Park, FL	FA '21
32	DeShon Elliott	S	6-1	210	04/21/97	4	Texas	Dallas, TX	D6a '18
34	Ty'Son Williams	RB	6-0	220	09/20/96	2	BYU	Sumter, SC	FA '20
35	Gus Edwards	RB	6-1	238	04/13/95	4	Rutgers	Liberia	FA '18
36	Chuck Clark	S	6-0	205	04/19/95	5	Virginia Tech	Suffolk, VA	D6 '17
40	Malik Harrison	ILB	6-3	247	03/05/98	2	Ohio State	Columbus, OH	D3c '20
42	Patrick Ricard	FB/DL	6-3	303	05/27/94	5	Maine	Spencer, MA	FA '17
43	Justice Hill	RB	5-10	200	11/14/97	3	Oklahoma State	Tulsa, OK	D4a '19
44	Marlon Humphrey	CB	6-0	197	07/08/96	5	Alabama	Hoover, AL	D1 '17
45	Jaylon Ferguson	OLB	6-5	270	12/14/95	3	Louisiana Tech	St. Francisville, LA	D3a '19
46	Nick Moore	LS	6-2	248	12/09/92	2	Georgia	Snellville, GA	FA '20
49	Chris Board	ILB	6-2	237	07/23/95	4	North Dakota State	Orlando, FL	FA '18
50	Justin Houston	OLB	6-3	270	01/21/89	11	Georgia	Statesboro, GA	FA '21
54	Tyus Bowser	OLB	6-3	242	05/23/95	5	Houston	Tyler, TX	D2 '17
57	Kristian Welch	LB	6-3	240	05/24/98	2	Iowa	Iola, WI	FA '20
59	Daelin Hayes	OLB	6-4	253	05/16/98	R	Notre Dame	Belleville, MI	D5b '21
63	Trystan Colon	C/G	6-3	313	03/23/98	2	Missouri	Webb City, MO	FA '20
65	Patrick Mekari	G/C	6-4	308	08/13/97	3	Cal-Berkeley	Westlake Village, CA	FA '19
66	Ben Cleveland	G	6-6	357	08/25/98	R	Georgia	Toccoa, GA	D3a '21
70	Kevin Zeitler	G	6-4	315	03/08/90	9	Wisconsin	Waukesha, WI	FA '21
72	Ben Powers	G	6-4	310	10/29/96	3	Oklahoma	Wichita, KS	D4b '19
74	Tyre Phillips	G/T	6-5	330	01/29/97	2	Mississippi State	Grenada, MS	D3d '20
77	Bradley Bozeman	C/G	6-5	325	11/24/94	4	Alabama	Roanoke, AL	D6c '18
78	Alejandro Villanueva	T	6-9	320	09/22/88	7	Army	Meridian, MS	FA '21
79	Ronnie Stanley	T	6-6	315	03/18/94	6	Notre Dame	Las Vegas, NV	D1 '16
84	Josh Oliver	TE	6-5	249	03/21/97	3	San Jose State	Paso Robles, CA	TR (Jax.) '21
85	Eric Tomlinson	TE	6-6	263	04/22/92	5	UTEP	Oklahoma City, OK	FA '20
86	Nick Boyle	TE	6-4	270	02/17/93	7	Delaware	Sussex, NJ	D5a '15
89	Mark Andrews	TE	6-5	256	09/06/95	4	Oklahoma	Scottsdale, AZ	D3b '18
90	Pernell McPhee	OLB	6-3	269	12/17/88	11	Mississippi State	Pahokee, FL	(Was.) '19
92	Justin Madubuike	DT	6-3	300	11/17/97	2	Texas A&M	McKinney, TX	D3a '20
93	Calais Campbell	DE	6-8	300	09/01/86	14	Miami (Fla)	Denver, CO	TR (Jax.) '20
95	Derek Wolfe	DE	6-5	285	02/24/90	10	Cincinnati	East Liverpool, OH	UFA (Den.) '20
96	Broderick Washington	DT	6-2	305	12/04/96	2	Texas Tech	Longview, TX	D5 '20
98	Brandon Williams	DT	6-1	336	02/21/89	9	Missouri Southern St.	Kirkwood, MO	D3 '13
99	Odafe Oweh	OLB	6-5	251	12/15/98	R	Penn State	Hackensack, NJ	D1b '21

## Practice Squad (15)

7	Trace McSorley	QB	6-0	202	08/23/95	3	Penn State	Ashburn, VA	D6 '19
10	Jaylon Moore	WR	5-11	191	07/01/97	1	Tennessee-Martin	Memphis, TN	FA '20
15	Jake Verity	K	6-2	197	12/23/97	R	East Carolina	Bremen, GA	FA '21
18	Johnny Townsend	P	6-1	205	02/14/95	2	Florida	Orlando, FL	FA '20
28	Jordan Richards	S	5-11	215	01/21/93	7	Stanford	Folsom, CA	FA '19
41	Anthony Levine Sr.	DB/LB	5-11	207	03/27/87	10	Tennessee State	Abbeville, LA	FA '12
48	Blake Gallagher	LB	6-0	224	06/01/98	R	Northwestern	Raynham, MA	FA '21
56	Josh Bynes	ILB	6-1	235	08/24/89	10	Auburn	Lauderdale Lakes, FL	FA '21
68	Adrian Ealy	T	6-6	321	08/07/99	R	Oklahoma	Gonzales, LA	FA '21
71	Justin Ellis	DT	6-2	350	12/27/90	8	Louisiana Tech	Neville, LA	FA '19
76	Andre Smith	T	6-4	330	01/25/87	13	Alabama	Birmingham, AL	FA '19
81	Binjimen Victor	WR	6-4	199	01/15/97	1	Ohio State	Pompano Beach, FL	FA '21
82	Devin Gray	WR	5-11	183	06/15/95	1	Cincinnati	Reno, NV	FA '21
83	Tony Poljan	TE	6-7	251	04/25/97	R	Virginia	Lansing, MI	FA '21
94	Chris Smith	OLB	6-1	266	02/11/92	8	Arkansas	Mount Ulla, NC	FA '21

## Reserve/NFIN (1)

60	Ja'Wuan James	T	6-6	312	06/03/92	7	Tennessee	Atlanta, GA	FA '21
----	---------------	---	-----	-----	----------	---	-----------	-------------	--------

## Injured Reserve (9)

3	L.J. Fort	ILB	6-0	232	01/03/90	7	Northern Iowa	Waynesville, MO	FA '19
12	Rashod Bateman	WR	6-1	193	11/29/99	R	Minnesota	Tifton, GA	D1a '21
27	J.K. Dobbins	RB	5-10	212	12/17/98	2	Ohio State	La Grange, TX	D2 '20
31	Khalil Dorsey	CB	5-9	181	03/31/98	2	Northern Arizona	Ontario, CA	FA '20
37	Iman Marshall	CB	6-1	210	02/27/97	3	Southern California	Long Beach, CA	D4c '19
51	Otaru Alaka	ILB	6-3	239	05/18/96	3	Texas A&M	Houston, TX	FA '19
80	Miles Boykin	WR	6-4	220	10/12/96	3	Notre Dame	New Lenox, IL	D3b '19
91	Xavier Kelly	DT	6-6	306	10/02/97	R	Arkansas	Wichita, KA	FA '21
97	Aaron Crawford	DT	6-1	315	11/04/97	2	North Carolina	Ashburn, VA	FA '20



# POSITIONAL ROSTER

NO.	NAME	POS.	HT.	WT.	AGE	EXP.	COLLEGE	HOMETOWN	HOW ACQ.
<b>QUARTERBACKS (3)</b>									
2	Tyler Huntley	QB	6-1	196	23	2	Utah	Hallandale Beach, FL	FA '20
7	Trace McSorley (PS)	QB	6-0	202	26	3	Penn State	Ashburn, VA	D6 '19
8	Lamar Jackson	QB	6-2	212	24	4	Louisville	Pompano Beach, FL	D1b '18
<b>RUNNING BACKS (5)</b>									
27	J.K. Dobbins (IR)	RB	5-10	212	22	2	Ohio State	La Grange, TX	D2 '20
34	Ty'Son Williams	RB	6-0	220	24	2	BYU	Sumter, SC	FA '20
35	Gus Edwards	RB	6-1	238	26	4	Rutgers	Liberia	FA '18
42	Patrick Ricard	FB/DL	6-3	303	27	5	Maine	Spencer, MA	FA '17
43	Justice Hill	RB	5-10	200	23	3	Oklahoma State	Tulsa, OK	D4a '19
<b>WIDE RECEIVERS (10)</b>									
5	Marquise Brown	WR	5-9	180	24	3	Oklahoma	Hollywood, FL	D1 '19
10	Jaylon Moore (PS)	WR	5-11	191	24	1	Tennessee-Martin	Memphis, TN	FA '20
11	James Proche II	WR	5-11	201	24	2	Southern Methodist	Dallas, TX	D6 '20
12	Rashod Bateman (IR)	WR	6-1	193	21	R	Minnesota	Tifton, GA	D1a '21
13	Devin Duvernay	WR	5-11	200	23	2	Texas	Sachse, TX	D3b '20
14	Sammy Watkins	WR	6-1	211	28	8	Clemson	Fort Myers, FL	UFA (KC) '21
16	Tylan Wallace	WR	5-11	193	22	R	Oklahoma State	Fort Worth, TX	D4 '21
80	Miles Boykin (IR)	WR	6-4	220	24	3	Notre Dame	New Lenox, IL	D3b '19
81	Binjimen Victor (PS)	WR	6-4	199	24	1	Ohio State	Pompano Beach, FL	FA '21
82	Devin Gray (PS)	WR	5-11	183	26	1	Cincinnati	Reno, NV	FA '21
<b>TIGHT ENDS (5)</b>									
83	Tony Poljan (PS)	TE	6-7	251	24	R	Virginia	Lansing, MI	FA '21
84	Josh Oliver	TE	6-5	249	24	3	San Jose State	Paso Robles, CA	TR (Jax.) '21
85	Eric Tomlinson	TE	6-6	263	29	5	UTEP	Oklahoma City, OK	FA '20
86	Nick Boyle	TE	6-4	270	28	7	Delaware	Sussex, NJ	D5a '15
89	Mark Andrews	TE	6-5	256	26	4	Oklahoma	Scottsdale, AZ	D3b '18
<b>OFFENSIVE LINE (12)</b>									
60	Ja'Wuan James (R/NFIN)	T	6-6	312	29	7	Tennessee	Atlanta, GA	FA '21
63	Trystan Colon	C/G	6-3	313	23	2	Missouri	Webb City, MO	FA '20
65	Patrick Mekari	G/C	6-4	308	24	3	Cal-Berkeley	Westlake Village, CA	FA '19
66	Ben Cleveland	G	6-6	357	23	R	Georgia	Toccoa, GA	D3a '21
68	Adrian Ealy (PS)	T	6-6	321	22	R	Oklahoma	Gonzales, LA	FA '21
70	Kevin Zeitler	G	6-4	315	31	9	Wisconsin	Waukesha, WI	FA '21
72	Ben Powers	G	6-4	310	24	3	Oklahoma	Wichita, KS	D4b '19
74	Tyre Phillips	G/T	6-5	330	24	2	Mississippi State	Grenada, MS	D3d '20
76	Andre Smith (PS)	T	6-4	330	34	13	Alabama	Birmingham, AL	FA '19
77	Bradley Bozeman	C/G	6-5	325	26	4	Alabama	Roanoke, AL	D6c '18
78	Alejandro Villanueva	T	6-9	320	32	7	Army	Meridian, MS	FA '21
79	Ronnie Stanley	T	6-6	315	27	6	Notre Dame	Las Vegas, NV	D1 '16
<b>LINEBACKERS (15)</b>									
3	L.J. Fort (IR)	ILB	6-0	232	31	7	Northern Iowa	Waynesville, MO	FA '19
6	Patrick Queen	ILB	6-0	232	22	2	Louisiana State	Ventress, LA	D1 '20
40	Malik Harrison	ILB	6-3	247	23	2	Ohio State	Columbus, OH	D3c '20
45	Jaylon Ferguson	OLB	6-5	270	25	3	Louisiana Tech	St. Francisville, LA	D3a '19
48	Blake Gallagher (PS)	LB	6-0	224	23	R	Northwestern	Raynhem, MA	FA '21
49	Chris Board	ILB	6-2	237	26	4	North Dakota State	Orlando, FL	FA '18
50	Justin Houston	OLB	6-3	270	32	11	Georgia	Statesboro, GA	FA '21
51	Otaro Alaka (IR)	ILB	6-3	239	25	3	Texas A&M	Houston, TX	FA '19
54	Tyus Bowser	OLB	6-3	242	26	5	Houston	Tyler, TX	D2 '17
56	Josh Bynes (PS)	ILB	6-1	235	32	10	Auburn	Lauderdale Lakes, FL	FA '21
57	Kristian Welch	LB	6-3	240	23	2	Iowa	Iola, WI	FA '20
59	Daelin Hayes	OLB	6-4	253	23	R	Notre Dame	Belleville, MI	D5b '21
90	Pernell McPhee	OLB	6-3	269	32	11	Mississippi State	Pahokee, FL	(Was.) '19
94	Chris Smith (PS)	OLB	6-1	266	29	8	Arkansas	Mount Ulla, NC	FA '21
99	Odafe Oweh	OLB	6-5	251	22	R	Penn State	Hackensack, NJ	D1b '21
<b>DEFENSIVE BACKS (15)</b>									
21	Brandon Stephens	DB	6-1	213	23	R	Southern Methodist	Plano, TX	D3b '21
22	Jimmy Smith	CB	6-2	210	33	11	Colorado	Colton, CA	D1 '11
23	Anthony Averett	CB	5-11	184	26	4	Alabama	Woodbury, NJ	D4a '18
24	Marcus Peters	CB	6-0	197	28	7	Washington	Oakland, CA	TR (LAR) '19
25	Tavon Young	CB	5-9	185	27	6	Temple	Oxon Hill, MD	D4a '16
26	Geno Stone	S	5-11	207	22	2	Iowa	New Castle, PA	D7 '20
28	Jordan Richards (PS)	S	5-11	215	28	7	Stanford	Folsom, CA	FA '19
29	Ar'Darius Washington	S	5-8	176	21	R	Texas Christian	Shreveport, LA	FA '21
30	Chris Westry	CB	6-4	197	24	2	Kentucky	Orange Park, FL	FA '21
31	Khalil Dorsey (IR)	CB	5-9	181	23	2	Northern Arizona	Ontario, CA	FA '20
32	DeShon Elliott	S	6-1	210	24	4	Texas	Dallas, TX	D6a '18
36	Chuck Clark	S	6-0	205	26	5	Virginia Tech	Suffolk, VA	D6 '17
37	Iman Marshall (IR)	CB	6-1	210	24	3	Southern California	Long Beach, CA	D4c '19
41	Anthony Levine Sr. (PS)	DB/LB	5-11	207	34	10	Tennessee State	Abbeville, LA	FA '12
44	Marlon Humphrey	CB	6-0	197	25	5	Alabama	Hoover, AL	D1 '17
<b>DEFENSIVE LINE (8)</b>									
71	Justin Ellis (PS)	DT	6-2	350	30	8	Louisiana Tech	Neville, LA	FA '19
91	Xavier Kelly (IR)	DT	6-6	306	23	R	Arkansas	Wichita, KA	FA '21
92	Justin Madubuike	DT	6-3	300	23	2	Texas A&M	McKinney, TX	D3a '20
93	Calais Campbell	DE	6-8	300	35	14	Miami (Fla)	Denver, CO	TR (Jax.) '20
95	Derek Wolfe	DE	6-5	285	31	10	Cincinnati	East Liverpool, OH	UFA (Den.) '20
96	Broderick Washington	DT	6-2	305	24	2	Texas Tech	Longview, TX	D5 '20
97	Aaron Crawford (IR)	DT	6-1	315	23	2	North Carolina	Ashburn, VA	FA '20
98	Brandon Williams	DT	6-1	336	32	9	Missouri Southern St.	Kirkwood, MO	D3 '13
<b>SPECIALISTS (5)</b>									
4	Sam Koch	P	6-1	222	39	16	Nebraska	Seward, NE	D6a '06
9	Justin Tucker	K	6-1	183	31	10	Texas	Austin, TX	FA '12
15	Jake Verity (PS)	K	6-2	197	23	R	East Carolina	Bremen, GA	FA '21
18	Johnny Townsend (PS)	P	6-1	205	26	2	Florida	Orlando, FL	FA '20
46	Nick Moore	LS	6-2	248	28	2	Georgia	Snellville, GA	FA '20



# DEPTH CHART

*Compiled by Ravens PR staff on Sept. 7, 2021*

## OFFENSE

<b>WR</b>	14	Sammy Watkins	11	James Proche II	<u>16</u>	<u>Tylan Wallace</u>
<b>WR</b>	5	Marquise Brown	13	Devin Duvernay		
<b>LT</b>	79	Ronnie Stanley	65	Patrick Mekari	74	Tyre Phillips
<b>LG</b>	74	Tyre Phillips	72	Ben Powers	<u>66</u>	<u>Ben Cleveland</u>
<b>C</b>	77	Bradley Bozeman	63	Trystan Colon	65	Patrick Mekari
<b>RG</b>	70	Kevin Zeitler	65	Patrick Mekari	74	Tyre Phillips
<b>RT</b>	78	Alejandro Villanueva	74	Tyre Phillips	65	Patrick Mekari
<b>TE</b>	89	Mark Andrews	86	Nick Boyle	85	Eric Tomlinson
<b>QB</b>	8	Lamar Jackson	2	Tyler Huntley		84 Josh Oliver
<b>FB</b>	42	Patrick Ricard				
<b>RB</b>	35	Gus Edwards	43	Justice Hill	34	Ty'Son Williams

## DEFENSE

<b>DT</b>	93	Calais Campbell	92	Justin Madubiuke		
<b>NT</b>	98	Brandon Williams				
<b>DE</b>	95	Derek Wolfe	96	Broderick Washington		
<b>RUSH</b>	50	Justin Houston	<u>99</u>	<u>Odafe Oweh</u>	45	Jaylon Ferguson
<b>MLB</b>	6	Patrick Queen	49	Chris Board		
<b>WLB</b>	40	Malik Harrison	57	Kristian Welch		
<b>SAM</b>	54	Tyus Bowser	90	Pernell McPhee	<u>59</u>	<u>Daelin Hayes</u>
<b>LCB</b>	24	Marcus Peters	23	Anthony Averett	22	Jimmy Smith
<b>SS</b>	36	Chuck Clark	26	Geno Stone		
<b>FS</b>	32	DeShon Elliott	<u>21</u>	<u>Brandon Stephens</u>	<u>29</u>	<u>Ar'Darius Washington</u>
<b>RCB</b>	44	Marlon Humphrey	25	Tavon Young	30	Chris Westry

## SPECIAL TEAMS

<b>P</b>	4	Sam Koch				
<b>K</b>	9	Justin Tucker				
<b>H</b>	4	Sam Koch				
<b>LS</b>	46	Nick Moore				
<b>KOR</b>	13	Devin Duvernay	43	Justice Hill		
<b>PR</b>	13	Devin Duvernay	- or -	11 James Proche II	<u>16</u>	<u>Tylan Wallace</u>

All Rookies Underlined

## PRONUNCIATIONS

**PLAYERS:** Otaro Alaka (oh-TARE-oh); Anthony Averett (AVE-rett); Calais Campbell (cuh-LAY-us); Khalil Dorsey (kuh-LIL); Devin Duvernay (DOO-ver-nay); Sam Koch (Cook); Anthony Levine Sr. (luh-VEEN); Justin Madubiuke (mad-uh-BEE-kay); Patrick Mekari (muh-CARE-ee); Odafe Oweh (uh-DAH-fay, O-way); Tony Poljan (POLE-jan); James Proche (pro-SHAY); Tylan Wallace (TIE-luhn); Ty'Son Williams (tie-SAHN); Tavon Young (TAY-von) **COACHES:** Richard Angulo (an-GOO-low); Joe D'Alessandris (dell-ah-SAN-dress); D'Anton Lynn (DANT-in); Craig Ver Steeg (ver-STEGG); T.J. Weist (WEEST)

## COACHING STAFF

<b>John Harbaugh</b> - Head Coach	<b>Tee Martin</b> - Wide Receivers Coach
<b>Chris Horton</b> - Special Teams Coordinator	<b>Jay Peterson</b> - Asst. Linebackers / Quality Control
<b>Don Martindale</b> - Defensive Coordinator	<b>Rob Ryan</b> - Inside Linebackers Coach
<b>Greg Roman</b> - Offensive Coordinator	<b>Steve Saunders</b> - Head Strength & Conditioning Coach
<b>Richard Angulo</b> - Asst. Offensive Line Coach	<b>Travis Switzer</b> - Offensive Quality Control
<b>Jason Brooks</b> - Asst. Defensive Line / Quality Control	<b>James Urban</b> - Quarterbacks Coach
<b>Randy Brown</b> - Special Teams Coach	<b>Craig Ver Steeg</b> - Running Backs Coach
<b>Joe D'Alessandris</b> - Offensive Line Coach	<b>Anthony Weaver</b> - Run Game Coordinator / Defensive Line Coach
<b>Bobby Engram</b> - Tight Ends Coach	<b>T.J. Weist</b> - Special Teams Coach
<b>Chris Hewitt</b> - Pass Game Coordinator / Secondary	<b>Drew Wilkins</b> - Outside Linebackers Coach
<b>D'Anton Lynn</b> - Defensive Backs Coach	<b>Keith Williams</b> - Pass Game Specialist

# HOW THE RAVENS ARE BUILT

YEAR	DRAFTEES (36)	FREE AGENTS (19)	TRADES (3)	UDFA (19)
2006	P Sam Koch (6a)			
2011	CB Jimmy Smith (1)			
2012		DB/LB Anthony Levine Sr. (FA '12) ^		K Justin Tucker (FA '12)
2013	DT Brandon Williams (3)			
2015	TE Nick Boyle (5a)			
2016	T Ronnie Stanley (1) CB Tavon Young (4a)			
2017	CB Marlon Humphrey (1) OLB Tyus Bowser (2) S Chuck Clark (6)			FB/DL Patrick Ricard (FA '17)
2018	QB Lamar Jackson (1b) TE Mark Andrews (3b) CB Anthony Averett (4a) S DeShon Elliott (6a) C/G Bradley Bozeman (6c)			ILB Chris Board (FA '18) RB Gus Edwards (FA '18)
2019	WR Marquise Brown (1) OLB Jaylon Ferguson (3a) WR Miles Boykin (3b) * RB Justice Hill (4a) G Ben Powers (4b) CB Iman Marshall (4c) * QB Trace McSorley (6) ^	DT Justin Ellis (FA '19) ^ OLB Pernell McPhee (Was. '19) S Jordan Richards (FA '19) ^ T Andre Smith (FA '19) ^	CB Marcus Peters (TR LAR '19)	ILB Otaru Alaka (FA '19) * G/C Patrick Mekari (FA '19)
2020	ILB Patrick Queen (1) RB J.K. Dobbins (2) * DT Justin Madubuike (3a) WR Devin Duvernay (3b) ILB Malik Harrison (3c) G/T Tyre Phillips (3d) DT Broderick Washington (5) WR James Proche II (6) S Geno Stone (7)	LS Nick Moore (FA '20) TE Eric Tomlinson (FA '20) P Johnny Townsend (FA '20) ^ DE Derek Wolfe (UFA Den. '20)	DE Calais Campbell (TR Jax. '20)	C/G Trystan Colon (FA '20) DT Aaron Crawford (FA '20) * CB Khalil Dorsey (FA '20) * QB Tyler Huntley (FA '20) WR Jaylon Moore (FA '20) ^ LB Kristian Welch (FA '20) RB Ty'Son Williams (FA '20)
2021	WR Rashod Bateman (1a) * OLB Odafe Oweh (1b) G Ben Cleveland (3a) DB Brandon Stephens (3b) WR Tylan Wallace (4) OLB Daelin Hayes (5b)	ILB Josh Bynes (FA '21) ^ ILB L.J. Fort (FA '19) * WR Devin Gray (FA '21) ^ OLB Justin Houston (FA '21) T Ja'Wuan James (FA '21) δ OLB Chris Smith (FA '21) ^ T Alejandro Villanueva (FA '21) WR Sammy Watkins (UFA KC '21) CB Chris Westry (FA '21) G Kevin Zeitler (FA '21)	TE Josh Oliver (TR Jax. '21)	T Adrian Ealy (FA '21) ^ LB Blake Gallagher (FA '21) ^ DT Xavier Kelly (FA '21) * TE Tony Poljan (FA '21) ^ K Jake Verity (FA '21) ^ S Ar'Darius Washington (FA '21)

Key: \*Injured Reserve, ^Practice Squad, RFA = Rookie Free Agent, RSFA = Restricted Free Agent, TR = Trade, UFA = Unrestricted Free Agent, δ = Reserve/NFI.



# 2021 TRANSACTIONS

DATE	POS.	PLAYER	TRANSACTION
1/1	CB	Terrell Bonds	Waived
1/2	DB	Nate Brooks	Activated from practice squad
1/2	QB	Tyler Huntley	Activated from practice squad
1/4	CB	Terrell Bonds	Signed to practice squad
1/4	DB	Nate Brooks	Terminated from practice squad
1/5	LB	James Crawford	Terminated from practice squad
1/5	TE	Sean Culkin	Restored to practice squad from Practice Squad Injured Reserve
1/9	G	Ben Bredeson	Placed on Injured Reserve
1/9	QB	Tyler Huntley	Activated from practice squad
1/9	P	Sam Koch	Activated off Reserve/COVID-19
1/9	G/T	R.J. Prince	Activated from practice squad
1/12	G	Parker Ehinger	Placed on Practice Squad Injured Reserve
1/12	CB	Davontae Harris	Placed on Injured Reserve/Designated for Return
1/12	DT	Braxton Hoyett	Terminated from practice squad
1/12	C	Greg Mancz	Signed to practice squad
1/12	T	Jordan Mills	Signed to practice squad
1/15	DB	Pierre Desir	Activated from practice squad
1/15	QB	Tyler Huntley	Activated from practice squad
1/18	OLB	Aaron Adeoye	Signed to Reserve/Future contract
1/18	DT	Aaron Crawford	Signed to Reserve/Future contract
1/18	QB	Robert Griffin III	Waived
1/18	CB	Davontae Harris	Waived
1/18	CB	Davontae Harris	Waived
1/18	DT	Braxton Hoyett	Signed to Reserve/Future contract
1/18	QB	Tyler Huntley	Signed to Reserve/Future contract
1/18	WR	Jaylon Moore	Signed to Reserve/Future contract
1/18	LS	Nick Moore	Signed to Reserve/Future contract
1/18	DE	Chauncey Rivers	Signed to Reserve/Future contract
1/18	WR/RS	De'Anthony Thomas	Waived
1/18	WR	Binjimen Victor	Signed to Reserve/Future contract
1/18	S	Nigel Warrior	Signed to Reserve/Future contract
1/18	DB	Chris Westry	Signed to Reserve/Future contract
1/18	CB	Tramon Williams	Waived
1/18	RB	Ty'Son Williams	Signed to Reserve/Future contract
1/18	TE	Eli Wolf	Signed to Reserve/Future contract
1/19	RB	Mark Ingram II	Waived
1/29	CB	Khalil Dorsey	Re-signed to Reserve/Future contract
1/29	C	Greg Mancz	Re-signed to Reserve/Future contract
2/8	CB	Davontae Harris	Signed to Reserve/Future contract
2/10	TE	Eric Tomlinson	Signed to Reserve/Future contract
3/16	ILB	Chris Board	Signed to a one-year contract extension
3/16	OLB	Pernell McPhee	Signed to a one-year contract extension
3/17	LS	Brian Khoury	Signed
3/17	DE	Derek Wolfe	Signed to a three-year contract extension
3/18	TE	Josh Oliver	Acquired from the Jacksonville Jaguars in exchange for a 2022 undisclosed draft choice
3/18	G	Kevin Zeitler	Signed
3/19	OLB	Tyus Bowser	Signed to a four-year contract extension
3/23	S	Geno Stone	Signed
4/1	ILB	L.J. Fort	Signed to a one-year contract extension
4/2	WR	Sammy Watkins	Signed
4/9	DB/LB	Anthony Levine Sr.	Signed to a one-year contract extension
4/17	C/G	Trystan Colon	Re-signed exclusive rights free agent
4/17	LB	Kristian Welch	Re-signed exclusive rights free agent
4/23	T	Orlando Brown Jr.	Traded to the Kansas City Chiefs
5/4	T	Alejandro Villanueva	Signed
5/12	WR	Rashod Bateman	Signed 2021 draft choice
5/12	OLB	Daelin Hayes	Signed 2021 draft choice
5/12	TE	Ben Mason	Signed 2021 draft choice
5/12	DB	Shaun Wade	Signed 2021 draft choice
5/13	T	Adrian Ealy	Signed undrafted rookie free agent
5/13	DT	Xavier Kelly	Signed 2021 draft choice
5/13	RB	Nate McCrary	Signed undrafted rookie free agent
5/13	TE	Tony Poljan	Signed undrafted rookie free agent
5/13	T	Foster Sarell	Signed undrafted rookie free agent
5/13	WR	Donte Sylencieux	Signed undrafted rookie free agent
5/13	LB	Barrington Wade	Signed undrafted rookie free agent
5/13	DB	Ar'Darius Washington	Signed undrafted rookie free agent
5/18	LS	Brian Khoury	Waived
5/18	K	Jake Verity	Signed undrafted rookie free agent
6/1	DT	Xavier Kelly	Waived (injured), who reverted to Injured Reserve
6/1	DT	Jovan Swann	Signed undrafted rookie free agent
6/1	WR	Donte Sylencieux	Waived (injured), who reverted to Injured Reserve
6/2	DT	Braxton Hoyett	Waived
6/3	WR	Devin Gray	Signed
6/4	QB	Kenji Bahar	Waived
6/8	RB	Gus Edwards	Re-signed restricted free agent to a two-year extension (through 2023)
6/8	G	Michael Schofield	Signed
6/10	T	Ja'Wuan James	Signed

6/11	OLB	Odafe Oweh	Signed 2021 draft choice
6/19	WR	Donte Sylencieux	Waived (injury settlement)
7/20	G	Ben Cleveland	Signed 2021 draft choice
7/21	CB	Brandon Stephens	Signed 2021 draft choice
7/27	OLB	Chris Smith	Signed
7/28	QB	Kenji Bahar	Signed
7/28	RB	Gus Edwards	Placed on Reserve/COVID-19
7/28	QB	Lamar Jackson	Placed on Reserve/COVID-19
8/2	OLB	Justin Houston	Signed
8/3	WR	Michael Dereus	Signed
8/3	OLB	Chauncey Rivers	Waived
8/6	QB	Kenji Bahar	Waived
8/6	RB	Gus Edwards	Activated off Reserve/COVID-19
8/6	QB	Lamar Jackson	Activated off Reserve/COVID-19
8/6	ILB	Barrington Wade	Waived
8/9	TE	Jake Breeand	Waived
8/9	WR	Siaosi Mariner	Signed
8/16	OLB	Aaron Adeoye	Waived
8/16	QB	Kenji Bahar	Signed
8/16	CB	Khalil Dorsey	Placed on Injured Reserve
8/16	CB	Davontae Harris	Waived
8/16	CB	Iman Marshall	Placed on Injured Reserve
8/16	TE	Eli Wolf	Waived
8/17	P	Johnny Townsend	Waived
8/23	WR	Michael Dereus	Waived
8/23	ILB	L.J. Fort	Placed on Injured Reserve
8/23	S	Jordan Richards	Terminated the contract of vested veteran
8/23	T	Andre Smith	Terminated the contract of vested veteran
8/24	QB	Kenji Bahar	Waived
8/26	CB	Shaun Wade	Traded to the New England Patriots in exchange for undisclosed draft picks
8/28	C	Greg Mancz	Traded to the Miami Dolphins in exchange for an undisclosed draft pick
8/30	RB	J.K. Dobbins	Placed on Injured Reserve
8/30	WR	Devin Gray	Waived
8/30	WR	Siaosi Mariner	Waived
8/30	G	Michael Schofield	Terminated the contract of vested veteran
8/31	ILB	Otaro Alaka	Waived (injured), who reverted to Injured Reserve on Sept. 1
8/31	G	Ben Bredeson	Traded to the New York Giants in exchange for an undisclosed draft pick
8/31	WR	Deon Cain	Waived (injured), who reverted to Injured Reserve on Sept. 1
8/31	DT	Aaron Crawford	Waived (injured), who reverted to Injured Reserve on Sept. 1
8/31	T	Adrian Ealy	Waived
8/31	DT	Justin Ellis	Terminated the contract of vested veteran
8/31	T	Ja'Wuan James	Placed on the Reserve/Non-Football Injury (NFI) list
8/31	DB/LB	Anthony Levine Sr.	Terminated the contract of vested veteran
8/31	FB/TE	Ben Mason	Waived
8/31	RB	Nate McCrary	Waived
8/31	OLB	Pernell McPhee	Terminated the contract of vested veteran
8/31	QB	Trace McSorley	Waived
8/31	WR	Jaylon Moore	Waived
8/31	TE	Tony Poljan	Waived
8/31	T	Foster Sarell	Waived
8/31	OLB	Chris Smith	Terminated the contract of vested veteran
8/31	DT	Jovan Swann	Waived
8/31	TE	Eric Tomlinson	Terminated the contract of vested veteran
8/31	K	Jake Verity	Waived
8/31	WR	Binjimen Victor	Waived
8/31	DB	Nigel Warrior	Waived
9/1	WR	Rashod Bateman	Placed on Injured Reserve
9/1	WR	Miles Boykin	Placed on Injured Reserve
9/1	T	Adrian Ealy	Signed to practice squad
9/1	DT	Justin Ellis	Signed veteran to practice squad
9/1	WR	Devin Gray	Signed to practice squad
9/1	DB/LB	Anthony Levine Sr.	Signed veteran to practice squad
9/1	QB	Trace McSorley	Signed to practice squad
9/1	WR	Jaylon Moore	Signed to practice squad
9/1	TE	Tony Poljan	Signed to practice squad
9/1	S	Jordan Richards	Signed veteran to practice squad
9/1	T	Andre Smith	Signed veteran to practice squad
9/1	OLB	Chris Smith	Signed veteran to practice squad
9/1	T	Eric Tomlinson	Re-signed free agent
9/1	P	Johnny Townsend	Signed to practice squad (exception)
9/1	K	Jake Verity	Signed to practice squad
9/1	WR	Binjimen Victor	Signed to practice squad
9/1	LB	Blake Gallagher	Signed to practice squad
9/2	OLB	Pernell McPhee	Re-signed free agent
9/3	WR	Deon Cain	Waived (injury settlement)
9/6	ILB	Josh Byner	Signed to practice squad

# 2021 PRESEASON STATISTICS

## WON 3, LOST 0 HEAD COACH: JOHN HARBAUGH

08/14	W	17-14	New Orleans	70,035
08/21	W	20-3	at Carolina	68,061
08/28	W	37-3	at Washington	41,241

### TEAM STATISTICS BAL OPP.

<b>FIRST DOWNS</b>	<b>78</b>	<b>37</b>
Rushing	34	6
Passing	40	29
Penalty	4	2
Third Down-Made/Att	26/47	8/33
Third Down Efficiency	55.3%	24.2%
Fourth Down-Made/Att	1/2	0/1
Fourth Down Efficiency	50.0%	0.0%
<b>TOTAL NET YARDS</b>	<b>1,153</b>	<b>728</b>
Avg. Per Game	384.3	242.7
Total Plays	227	150
Avg. Per Play	5.1	4.9
<b>NET YARDS RUSHING</b>	<b>498</b>	<b>172</b>
Avg. Per Game	166.0	57.3
Total Rushes	118	49
Avg. Per Rush	4.2	3.5
<b>NET YARDS PASSING</b>	<b>655</b>	<b>556</b>
Avg. Per Game	218.3	185.3
Sacked/Yards Lost	4/11	5/43
Gross Yards	666	599
Attempts/Completions	105/74	96/52
Pct. of Completion	70.5%	54.2%
Had Intercepted	2	3
<b>PUNTS/AVERAGE</b>	<b>10/49.7</b>	<b>18/45.1</b>
Net Punting Average	45.4	41.1
<b>PUNT RETURN/AVG.</b>	<b>9/8.0</b>	<b>3/7.7</b>
<b>KICKOFF RETURN/AVG.</b>	<b>4/23.5</b>	<b>6/21.0</b>
<b>INTERCEPTION RETURN/AVG.</b>	<b>3/0.0</b>	<b>2/3.0</b>
<b>PENALTIES/YARDS</b>	<b>13/100</b>	<b>17/118</b>
<b>FUMBLES/BALL LOST</b>	<b>4/2</b>	<b>4/3</b>
<b>TOUCHDOWNS</b>	<b>8</b>	<b>2</b>
Rushing	4	1
Passing	4	1
Returns	0	0
<b>EXTRA POINTS/ATTEMPTS</b>	<b>6/7</b>	<b>2/2</b>
<b>TWO POINT CONVERSION/ATT.</b>	<b>1/1</b>	<b>0/0</b>
<b>FIELD GOALS/ATTEMPTS</b>	<b>6/7</b>	<b>2/4</b>
<b>AVG. TIME OF POSSESSION</b>	<b>37:59</b>	<b>22:01</b>

* SCORE BY PERIODS	Q1	Q2	Q3	Q4	OT	PTS
TEAM	7	28	21	18	0	74
OPPONENTS	0	20	0	0	0	20

SCORING	TD	RU	PA	RT	K-PAT	FG	2PT	S	PTS
J. Verity	0	0	0	0	6/7	4/5	0	0	18
T. Huntley	2	2	0	0	0/0	0/0	0	0	12
T. Williams	1	1	0	0	0/0	0/0	1	0	8
N. McCrary	1	1	0	0	0/0	0/0	0	0	6
J. Proche II	1	0	1	0	0/0	0/0	0	0	6
E. Tomlinson	1	0	1	0	0/0	0/0	0	0	6
J. Tucker	0	0	0	0	0/0	2/2	0	0	6
B. Victor	1	0	1	0	0/0	0/0	0	0	6
T. Wallace	1	0	1	0	0/0	0/0	0	0	6
TEAM	8	4	4	0	6/7	6/7	1	0	74
OPPONENTS	2	1	1	0	2/2	2/4	0	0	20

* PUNTING	NO.	YDS	AVG	NET	TB	IN	LG	B
S. Koch	6	320	53.3	46.2	1	0	64	0
J. Verity	2	101	50.5	50.5	0	1	51	0
J. Townsend	2	76	38.0	38.0	0	1	43	0
TEAM	10	497	49.7	45.4	1	2	64	0
OPPONENTS	18	812	45.1	41.1	0	6	61	0

* PUNT RETURNS	RET	FC	YDS	AVG	LONG	TD
J. Proche II	6	2	58	9.7	14	0
T. Wallace	3	2	14	4.7	8	0
D. Duvernay	0	3	0	0.0	0	0
TEAM	9	7	72	8.0	14	0
OPPONENTS	3	4	23	7.7	9	0

* KICKOFF RETURNS	NO.	YDS	AVG	LONG	TD
D. Gray	3	71	23.7	25	0
D. Duvernay	1	23	23.0	23	0
TEAM	4	94	23.5	25	0
OPPONENTS	6	126	21.0	25	0

* FIELD GOALS	1-19	20-29	30-39	40-49	50+
J. Tucker	0/0	1/1	0/0	0/0	1/1
J. Verity	0/0	1/1	0/0	2/3	1/1
TEAM	0/0	2/2	0/0	2/3	2/2
OPPONENTS	0/0	0/0	0/1	2/2	0/1

**J. Tucker:** (56G) (29G) (-) **J. Verity:** (42G, 53G) (44G) (40WL, 25G)  
**OPP:** (37WR, 41G) (55B, 48G)

**2-Pt Conv:** T. Williams 1, TM 1-1, OPP 0-0

**SACKS:** C. Smith 1.5, D. Elliott 1.0, P. Queen 1.0, L. Fort 0.5, J. Ferguson 0.5, B. Stephens 0.5, TM 5.0, OPP 4.0

* PASSING	ATT	CMP	YDS	CMP%	YDS/ATT	TD	TD%	INT	INT%	LONG	SACK/LOST	RATING
T. Huntley	83	60	549	72.3	6.6	4	4.8	1	1.2	30	1.0/0	100.9
T. McSorley	18	11	86	61.1	4.8	0	0.0	1	5.6	17	1.0/5	49.8
L. Jackson	4	3	29	75.0	7.3	0	0.0	0	0.0	23	2.0/6	94.8
TEAM	105	74	664	70.5	6.3	4	3.8	2	1.9	30	4/11	91.9
OPPONENTS	96	52	599	54.2	6.2	1	1.0	3	3.1	38	5/43	63.7

* RUSHING	NO.	YDS	AVG	LONG	TD
N. McCrary	42	163	3.9	22	1
T. Williams	24	131	5.5	22	1
T. Huntley	20	80	4.0	17	2
G. Edwards	6	55	9.2	21	0
T. McSorley	4	25	6.3	22	0
J. Dobbins	9	23	2.6	10	0
B. Mason	5	13	2.6	8	0
J. Hill	5	8	1.6	3	0
P. Ricard	1	4	4.0	4	0
K. Bahar	2	-3	-1.5	-1	0
TEAM	118	499	4.2	22	4
OPPONENTS	49	172	3.5	28	1

* RECEIVING	TAR	NO.	YDS	AVG	LONG	TD
J. Oliver	21	13	91	7.0	13	0
D. Duvernay	14	9	80	8.9	18	0
B. Victor	10	8	116	14.5	30	1
T. Williams	8	8	36	4.5	13	0
J. Proche II	8	7	66	9.4	20t	1
J. Moore	8	5	47	9.4	17	0
T. Wallace	9	5	63	12.6	25	1
D. Gray	6	4	46	11.5	16	0
E. Tomlinson	4	4	33	8.3	12	1
N. McCrary	4	3	34	11.3	15	0
M. Andrews	2	2	27	13.5	23	0
E. Wolf	2	2	9	4.5	5	0
D. Cain	5	1	5	5.0	5	0
J. Dobbins	1	1	2	2.0	2	0
J. Hill	1	1	4	4.0	4	0
S. Mariner	1	1	5	5.0	5	0
B. Mason	1	0	0	0.0	0	0
TEAM	105	74	666	9.0	30	4
OPPONENTS	88	52	599	11.5	38	1

* INTERCEPTIONS	NO.	YDS	AVG	LONG	TD
G. Stone	2	0	0.0	0	0
S. Wade	1	0	0.0	0	0
TEAM	3	0	0.0	0	0
OPPONENTS	2	6	3.0	26	0

* OFFENSIVE FUMBLES	FUM	LST	REC	TD
J. Oliver	1	1	0	0
T. Huntley	1	1	0	0
L. Jackson	1	0	0	0
R. Stanley	0	0	1	0
T. Wallace	1	0	1	0
TEAM	4	2	2	0
OPPONENTS	4	3	0	0

* PUNTING	NO.	YDS	AVG	NET	TB	IN	LG	B
S. Koch	6	320	53.3	46.2	1	0	64	0
J. Verity	2	101	50.5	50.5	0	1	51	0
J. Townsend	2	76	38.0	38.0	0	1	43	0
TEAM	10	497	49.7	45.4	1	2	64	0
OPPONENTS	18	812	45.1	41.1	0	6	61	0

* PUNT RETURNS	RET	FC	YDS	AVG	LONG	TD
J. Proche II	6	2	58	9.7	14	0
T. Wallace	3	2	14	4.7	8	0
D. Duvernay	0	3	0	0.0	0	0
TEAM	9	7	72	8.0	14	0
OPPONENTS	3	4	23	7.7	9	0

* KICKOFF RETURNS	NO.	YDS	AVG	LONG	TD
D. Gray	3	71	23.7	25	0
D. Duvernay	1	23	23.0	23	0
TEAM	4	94	23.5	25	0
OPPONENTS	6	126	21.0	25	0

* FIELD GOALS	1-19	20-29	30-39	40-49	50+
J. Tucker	0/0	1/1	0/0	0/0	1/1
J. Verity	0/0	1/1	0/0	2/3	1/1
TEAM	0/0	2/2	0/0	2/3	2/2
OPPONENTS	0/0	0/0	0/1	2/2	0/1

**J. Tucker:** (56G) (29G) (-) **J. Verity:** (42G, 53G) (44G) (40WL, 25G)  
**OPP:** (37WR, 41G) (55B, 48G)

**2-Pt Conv:** T. Williams 1, TM 1-1, OPP 0-0



# 2021 PRESEASON DEFENSIVE STATISTICS

## 2021 PRESEASON BALTIMORE RAVENS DEFENSIVE STATS (THROUGH WEEK 4)

PLAYER	TOTAL	TKL.	ASST	TFL	SACKS/YDS.	QBH	FR	FF	INT./YDS.	PD
Harrison, Malik	10	5	5	0	0.0/0.0	0	0	1	0/0	0
Ferguson, Jaylon	9	3	6	0	0.5/5.5	1	0	0	0/0	0
Stephens, Brandon	9	6	3	0	0.5/4.0	1	0	0	0/0	0
Queen, Patrick	8	6	2	2	1.0/12.0	2	0	0	0/0	0
Smith, Chris	8	3	5	1	1.5/10.0	3	0	0	0/0	0
Warrior, Nigel	8	7	1	1	0.0/0.0	0	0	0	0/0	2
Board, Chris	7	4	3	0	0.0/0.0	0	1	0	0/0	0
Westry, Chris	7	6	1	0	0.0/0.0	0	0	0	0/0	2
Ellis, Justin	6	3	3	1	0.0/0.0	0	0	0	0/0	0
Welch, Kristian	6	3	3	0	0.0/0.0	0	0	0	0/0	0
Fort, L.J.	5	2	3	0	0.5/5.5	1	0	0	0/0	0
Clark, Chuck	4	3	1	0	0.0/0.0	0	0	1	0/0	0
Elliott, DeShon	4	3	1	2	1.0/6.0	2	1	0	0/0	0
Hayes, Daelin	4	3	1	0	0.0/0.0	3	0	0	0/0	0
Levine Sr., Anthony	4	3	1	0	0.0/0.0	0	0	0	0/0	0
Madubuike, Justin	4	2	2	0	0.0/0.0	0	0	1	0/0	0
Washington, Ar'Darius	4	1	3	0	0.0/0.0	0	0	1	0/0	2
Washington, Broderick	4	1	3	0	0.0/0.0	0	0	0	0/0	0
Averett, Anthony	3	2	1	0	0.0/0.0	0	0	0	0/0	1
Bowser, Tyus	3	2	1	0	0.0/0.0	0	0	0	0/0	0
Peters, Marcus	3	1	2	0	0.0/0.0	0	0	0	0/0	2
Stone, Geno	3	2	1	0	0.0/0.0	1	0	0	2/9	3
Crawford, Aaron	2	0	2	0	0.0/0.0	0	0	0	0/0	0
Oweh, Odafe	2	0	2	0	0.0/0.0	0	0	0	0/0	0
Adeoye, Aaron	1	1	0	0	0.0/0.0	0	1	0	0/0	0
Campbell, Calais	1	0	1	0	0.0/0.0	0	0	0	0/0	0
Harris, Davontae	1	1	0	0	0.0/0.0	0	0	0	0/0	0
Humphrey, Marlon	1	1	0	0	0.0/0.0	0	0	0	0/0	0
Richards, Jordan	1	1	0	0	0.0/0.0	0	0	0	0/0	1
Wade, Shaun	1	0	1	0	0.0/0.0	0	0	0	1/0	1
Williams, Brandon	1	0	1	0	0.0/0.0	0	0	0	0/0	0
Wolfe, Derek	1	1	0	0	0.0/0.0	0	0	0	0/0	0
Young, Tavon	1	1	0	0	0.0/0.0	0	0	0	0/0	0
Swann, Jovan	0	0	0	0	0.0/0.0	2	0	0	0/0	0
<b>TOTALS</b>	<b>136</b>	<b>77</b>	<b>59</b>	<b>7</b>	<b>5.0/43.0</b>	<b>16</b>	<b>3</b>	<b>4</b>	<b>3/9</b>	<b>14</b>

ASST=Assist, TFL=Tackle for a Loss, Int.=Interception, FR=Fumble Recovery, FF=Forced Fumble, PD=Pass Defense

2021 RAVENS SPECIAL TEAMS				
POS.	PLAYER	TTL.	SOLO	ASST.
DB	Stephens, Brandon	2	2	0
CB	Averett, Anthony	1	1	0
ILB	Board, Chris	1	1	0
CB	Harris, Davontae	1	1	0
FB/TE	Mason, Ben	1	1	0
WR	Moore, Jaylon	1	1	0
WR	Wallace, Tylan	1	0	1
S	Washington, Ar'Darius	1	1	0
LB	Welch, Kristian	1	1	0
<b>TOTALS</b>		<b>10</b>	<b>9</b>	<b>1</b>

DEFENSIVE STATS BY RANK									
SACKS		INTERCEPTIONS		TACKLES FOR LOSS		PASSES DEFENSED		QBH	
PLAYER	NO.	PLAYER	NO.	PLAYER	NO.	PLAYER	NO.	PLAYER	NO.
Smith, Chris	1.5	Stone, Geno	2	Elliott, DeShon	2	Stone, Geno	3	Hayes, Daelin	3
Elliott, DeShon	1.0	Wade, Shaun	1	Queen, Patrick	2	Peters, Marcus	2	Smith, Chris	3
Queen, Patrick	1.0			Ellis, Justin	1	Warrior, Nigel	2	Elliott, DeShon	2
Ferguson, Jaylon	0.5			Smith, Chris	1	Washington, Ar'Darius	2	Queen, Patrick	2
Fort, L.J.	0.5			Warrior, Nigel	1	Westry, Chris	2	Swann, Jovan	2
Stephens, Brandon	0.5					Averett, Anthony	1	Ferguson, Jaylon	1
						Richards, Jordan	1	Fort, L.J.	1
						Wade, Shaun	1	Stephens, Brandon	1
								Stone, Geno	1

FORCED FUMBLES		FUMBLE RECOVERIES	
PLAYER	NO.	PLAYER	NO.
Clark, Chuck	1	Adeoye, Aaron	1
Harrison, Malik	1	Board, Chris	1
Madubuike, Justin	1	Elliott, DeShon	1
Washington, Ar'Darius	1		

# 2020 REGULAR SEASON STATISTICS

WON 11, LOST 5			HEAD COACH: JOHN HARBAUGH		
09/13	W	38-6	Cleveland		
09/20	W	33-16	at Houston		
09/28	L	20-34	Kansas City		
10/04	W	31-17	at Washington		
10/11	W	27-3	Cincinnati		
10/18	W	30-28	at Philadelphia	5,500	
11/01	L	24-28	Pittsburgh	4,345	
11/08	W	24-10	at Indianapolis	12,200	
11/15	L	17-23	at New England		
11/22	L	24-30 (OT)	Tennessee		
12/02	L	14-19	at Pittsburgh		
12/08	W	34-17	Dallas		
12/14	W	47-42	at Cleveland	11,974	
12/20	W	40-14	Jacksonville		
12/27	W	27-13	N.Y. Giants		
01/03	W	38-3	at Cincinnati	10,499	

TEAM STATISTICS		BAL	OPP.
<b>FIRST DOWNS</b>		<b>327</b>	<b>347</b>
Rushing		166	96
Passing		142	213
Penalty		19	38
Third Down-Made/Att		101/207	65/191
Third Down Efficiency		48.8%	34.0%
Fourth Down-Made/Att		12/19	16/35
Fourth Down Efficiency		63.2%	45.7%
<b>TOTAL NET YARDS</b>		<b>5,810</b>	<b>5,276</b>
Avg. Per Game		363.1	329.8
Total Plays		993	1,017
Avg. Per Play		5.9	5.2
<b>NET YARDS RUSHING</b>		<b>3,071</b>	<b>1,740</b>
Avg. Per Game		191.9	108.8
Total Rushes		555	382
Avg. Per Rush		5.5	4.6
<b>NET YARDS PASSING</b>		<b>2,739</b>	<b>3,536</b>
Avg. Per Game		171.2	221.0
Sacked/Yards Lost		32/180	39/272
Gross Yards		2,919	3,808
Attempts/Completions		406/257	596/380
Pct. of Completion		63.3%	63.8%
Had Intercepted		11	10
<b>PUNTS/AVERAGE</b>		<b>53/44.7</b>	<b>61/46.5</b>
Net Punting Average		42.3	40.6
<b>PUNT RETURN/AVG.</b>		<b>27/9.0</b>	<b>19/5.7</b>
<b>KICKOFF RETURN/AVG.</b>		<b>23/26.7</b>	<b>30/21.1</b>
<b>INTERCEPTION RETURN/AVG.</b>		<b>10/7.8</b>	<b>11/5.3</b>
<b>PENALTIES/YARDS</b>		<b>104/961</b>	<b>77/646</b>
<b>FUMBLES/BALL LOST</b>		<b>25/7</b>	<b>33/12</b>
<b>TOUCHDOWNS</b>		<b>55</b>	<b>37</b>
Rushing		24	12
Passing		27	22
Returns		4	3
<b>EXTRA POINTS/ATTEMPTS</b>		<b>52/53</b>	<b>25/30</b>
<b>TWO POINT CONVERSION/ATT.</b>		<b>2/2</b>	<b>4/6</b>
<b>FIELD GOALS/ATTEMPTS</b>		<b>26/29</b>	<b>16/24</b>
<b>AVG. TIME OF POSSESSION</b>		<b>31:22</b>	<b>28:38</b>

* SCORE BY PERIODS	Q1	Q2	Q3	Q4	OT	PTS
TEAM	118	147	99	104	0	468
OPPONENTS	49	86	49	113	6	303

SCORING	TD	RU	PA	RT	K-PAT	FG	2PT	S	PTS
J. Tucker	0	0	0	0	52/53	26/29	0	0	130
J. Dobbins	9	9	0	0	0/0	0/0	2	0	58
M. Brown	8	0	8	0	0/0	0/0	0	0	48
M. Andrews	7	0	7	0	0/0	0/0	0	0	42
L. Jackson	7	7	0	0	0/0	0/0	0	0	42
G. Edwards	6	6	0	0	0/0	0/0	0	0	36
M. Boykin	4	0	4	0	0/0	0/0	0	0	24
W. Snead IV	3	0	3	0	0/0	0/0	0	0	18
N. Boyle	2	0	2	0	0/0	0/0	0	0	12
D. Bryant	2	0	2	0	0/0	0/0	0	0	12
M. Ingram II	2	2	0	0	0/0	0/0	0	0	12
C. Clark	1	0	0	1	0/0	0/0	0	0	6
D. Duvernay	1	0	0	1	0/0	0/0	0	0	6
L. Fort	1	0	0	1	0/0	0/0	0	0	6
P. Queen	1	0	0	1	0/0	0/0	0	0	6
P. Ricard	1	0	1	0	0/0	0/0	0	0	6
M. Humphrey	0	0	0	0	0/0	0/0	1	2	2
M. Judon	0	0	0	0	0/0	0/0	0	1	2
TEAM	55	24	27	4	52/53	26/29	2	4	468
OPPONENTS	37	12	22	3	25/30	16/24	4	0	303

* RUSHING	NO.	YDS	AVG	LONG	TD
L. Jackson	159	1,005	6.3	50t	7
J. Dobbins	134	805	6.0	72t	9
G. Edwards	144	723	5.0	36	6
M. Ingram II	72	299	4.2	30t	2
D. Duvernay	4	70	17.5	42	0
R. Griffin III	12	69	5.8	39	0
J. Hill	12	60	5.0	19	0
T. Huntley	10	23	2.3	19	0
T. McSorley	5	17	3.4	9	0
M. Brown	1	1	1.0	1	0
M. Skura	1	0	0.0	0	0
P. Ricard	1	-1	-1.0	-1	0
TEAM	555	3,071	5.5	72t	24
OPPONENTS	382	1,740	4.6	74	12

* RECEIVING	TAR	NO.	YDS	AVG	LONG	TD
M. Andrews	88	58	701	12.1	39	7
M. Brown	100	58	769	13.3	70t	8
W. Snead IV	48	33	432	13.1	34	3
D. Duvernay	26	20	201	10.1	39	0
M. Boykin	33	19	266	14.0	43t	4
J. Dobbins	24	18	120	6.7	19	0
N. Boyle	17	14	113	8.1	21	2
G. Edwards	13	9	129	14.3	34	0
P. Ricard	12	9	45	5.0	11	1
D. Bryant	11	6	47	7.8	16	2
M. Ingram II	8	6	50	8.3	18	0
J. Hill	5	5	20	4.0	8	0
J. Proche II	3	1	14	14.0	14	0
L. Willson	3	1	12	12.0	12	0
E. Tomlinson	1	0	0	0.0	0	0
TEAM	392	257	2,919	11.4	70t	27
OPPONENTS	571	380	3,808	10.0	50	22

* INTERCEPTIONS	NO.	YDS	AVG	LONG	TD
M. Peters	4	17	4.3	12	0
T. Bowser	3	53	17.7	25	0
M. Humphrey	1	8	8.0	8	0
C. Clark	1	0	0.0	0	0
P. Queen	1	0	0.0	0	0
TEAM	10	78	7.8	25	0
OPPONENTS	11	58	5.3	33t	2

* OFFENSIVE FUMBLES	FUM	LST	REC	TD
L. Jackson	10	4	4	0
R. Griffin III	1	1	0	0
P. Ricard	1	1	0	0
G. Edwards	1	1	0	0
J. Smith	0	0	1	0
C. Clark	1	0	1	0
M. Peters	1	0	0	0
M. Ingram II	0	0	2	0
M. Skura	4	0	0	0
P. Mekari	1	0	0	0
N. Boyle	0	0	1	0
T. Phillips	0	0	1	0
T. Huntley	0	0	1	0
B. Bozeman	0	0	1	0
W. Snead IV	1	0	0	0
M. Andrews	2	0	0	0
J. Dobbins	2	0	2	0
TEAM	25	7	14	0
OPPONENTS	33	12	11	0

* PUNTING	NO.	YDS	AVG	NET	TB	IN	LG	B
S. Koch	51	2,268	44.5	42.5	1	22	59	0
J. Townsend	2	100	50.0	37.0	0	0	55	0
TEAM	53	2,368	44.7	42.3	1	22	59	0
OPPONENTS	61	2,838	46.5	40.6	6	14	72	0

* PUNT RETURNS	RET	FC	YDS	AVG	LONG	TD
J. Proche II	23	16	198	8.6	20	0
D. Duvernay	4	2	46	11.5	19	0
TEAM	27	18	244	9.0	20	0
OPPONENTS	19	20	108	5.7	28	0

* KICKOFF RETURNS	NO.	YDS	AVG	LONG	TD
D. Duvernay	21	578	27.5	93t	1
M. Brown	1	30	30.0	30	0
W. Snead IV	1	5	5.0	5	0
TEAM	23	613	26.7	93t	1
OPPONENTS	30	634	21.1	66	0

* FIELD GOALS	1-19	20-29	30-39	40-49	50+
J. Tucker	0/0	8/8	6/7	9/9	3/5
TEAM	0/0	8/8	6/7	9/9	3/5
OPPONENTS	0/0	4/4	5/6	7/10	0/4

J. Tucker: (41G) (32G, 39G, 47G, 20G) (26G, 42G) (46G) (46G, 61WR, 39G) (46G, 55G, 46G) (51G) (48G) (24G) (30G, 27G, 29G) (-) (36WL, 35G, 22G) (55G) (46G, 57WL) (20G, 28G) (34G)  
 OPP: (41WR) (44G, 35G, 45G) (42WL) (54LU, 43G) (38G) (52WR) (43G) (20G) (40G, 40G, 22G) (25G, 27G) (31G, 40WR, 53WL, 52WR) (39WL) (31G, 42G) (38G)

2-Pt Conv: J. Dobbins 1, J. Dobbins 1, TM 2-2, OPP 4-6

SACKS: M. Judon 6.0, C. Campbell 4.0, P. Queen 3.0, Y. Ngakoue 3.0, J. Ward 3.0, P. McPhee 3.0, M. Humphrey 2.5, C. Board 2.5, D. Elliott 2.5, J. Ferguson 2.0, T. Bowser 2.0, C. Clark 1.5, D. Wolfe 1.0, M. Peters 1.0, J. Madubuike 1.0, J. Smith 1.0, TM 39.0, OPP 32.0

* PASSING	ATT	CMP	YDS	CMP%	YDS/ATT	TD	TD%	INT	INT%	LONG	SACK/LOST	RATING
L. Jackson	376	242	2,757	64.4	7.3	26	6.9	9	2.4	47	29.0/160	99.3
R. Griffin III	14	8	42	57.1	3.0	0	0.0	2	14.3	9	3.0/20	22.6
T. McSorley	10	3	90	30.0	9.0	1	10.0	0	0.0	70t	0.0/0	97.9
T. Huntley	5	3	15	60.0	3.0	0	0.0	0	0.0	8	0.0/0	64.6
S. Koch	1	1	15	100.0	15.0	0	0.0	0	0.0	15	0.0/0	118.8
TEAM	406	257	2,919	63.3	7.2	27	6.7	11	2.7	70t	32/180	95.7
OPPONENTS	596	380	3,808	63.8	6.4	22	3.7	10	1.7	50	39/272	87.2



# 2020 REGULAR SEASON DEFENSIVE STATISTICS

## 2020 REGULAR SEASON BALTIMORE RAVENS DEFENSIVE STATS (THROUGH WEEK 17)

PLAYER	TOTAL	TKL.	ASST	TFL	SACKS/YDS.	QBH	FR	FF	INT./YDS.	PD
Queen, Patrick	105	65	40	9	3.0/17.0	10	2	2	1/0	2
Clark, Chuck	96	57	39	3	1.5/11.0	4	3	2	1/0	4
Humphrey, Marlon	82	70	12	4	2.5/14.5	4	0	8	1/8	11
Elliott, DeShon	80	51	29	3	2.5/14.0	5	0	2	0/0	4
Peters, Marcus	52	46	6	1	1.0/10.0	1	2	4	4/17	9
Wolfe, Derek	51	19	32	6	1.0/5.0	4	1	0	0/0	2
Judon, Matthew	50	32	18	9	6.0/44.0	21	0	0	0/0	2
Fort, L.J.	46	28	18	2	0.0/0.0	1	2	1	0/0	2
Harrison, Malik	36	21	15	1	0.0/0.0	0	0	0	0/0	1
Bowser, Tyus	34	17	17	4	2.0/23.0	14	0	0	3/53	5
McPhee, Pernell	34	26	8	3	3.0/22.0	15	0	0	0/0	1
Williams, Brandon	33	19	14	2	0.0/0.0	1	0	0	0/0	2
Ferguson, Jaylon	30	21	9	7	2.0/25.0	5	1	0	0/0	1
Campbell, Calais	28	18	10	5	4.0/27.5	10	0	0	0/0	6
Averett, Anthony	27	22	5	0	0.0/0.0	0	0	0	0/0	7
Smith, Jimmy	27	23	4	2	1.0/1.0	1	1	0	0/0	1
Board, Chris	24	15	9	2	2.5/11.0	5	0	1	0/0	1
Madubuike, Justin	19	11	8	2	1.0/7.0	2	0	0	0/0	0
Ellis, Justin	17	6	11	0	0.0/0.0	0	0	0	0/0	1
Ward, Jihad	16	7	9	4	3.0/23.0	8	0	0	0/0	2
Williams, Tramon	13	10	3	0	0.0/0.0	2	0	0	0/0	1
Ngakoue, Yannick	11	11	0	2	3.0/17.0	3	0	2	0/0	1
Harris, Davontae	8	7	1	0	0.0/0.0	0	0	0	0/0	1
Bonds, Terrell	5	5	0	0	0.0/0.0	0	0	0	0/0	0
Gilchrist, Marcus	3	3	0	0	0.0/0.0	0	0	0	0/0	0
Levine Sr., Anthony	3	3	0	0	0.0/0.0	0	1	0	0/0	0
Washington, Broderick	2	0	2	0	0.0/0.0	0	0	0	0/0	0
Young, Tavon	2	2	0	0	0.0/0.0	0	0	0	0/0	0
Crawford, Aaron	1	0	1	0	0.0/0.0	0	0	0	0/0	0
Dorsey, Khalil	1	1	0	0	0.0/0.0	0	0	0	0/0	0
<b>TOTALS</b>	<b>936</b>	<b>616</b>	<b>320</b>	<b>71</b>	<b>39.0/272.0</b>	<b>116</b>	<b>13</b>	<b>22</b>	<b>10/78</b>	<b>67</b>

ASST=Assist, TFL=Tackle for a Loss, Int.=Interception, FR=Fumble Recovery, FF=Forced Fumble, PD=Pass Defense

2020 RAVENS SPECIAL TEAMS				
POS.	PLAYER	TTL.	SOLO	ASST.
RB	Hill, Justice	9	6	3
ILB	Harrison, Malik	8	5	3
ILB	Board, Chris	7	5	2
ILB	Fort, L.J.	7	4	3
LB	Welch, Kristian	5	3	2
DB/LB	Levine Sr., Anthony	4	1	3
S	Richards, Jordan	4	3	1
WR	Boykin, Miles	2	2	0
LS	Cox, Morgan	2	1	1
DB	Desir, Pierre	2	2	0
CB	Harris, Davontae	2	2	0
WR/RS	Moore, Chris	2	2	0
ILB	Alaka, Otaru	1	0	1
CB	Bonds, Terrell	1	1	0
CB	Dorsey, Khalil	1	1	0
ILB	Queen, Patrick	1	1	0
K	Tucker, Justin	1	1	0
CB	Williams, Tramon	1	0	1
<b>TOTALS</b>		<b>60</b>	<b>40</b>	<b>20</b>

DEFENSIVE STATS BY RANK									
SACKS		INTERCEPTIONS		TACKLES FOR LOSS		PASSES DEFENSED		QBH	
PLAYER	NO.	PLAYER	NO.	PLAYER	NO.	PLAYER	NO.	PLAYER	NO.
Judon, Matthew	6.0	Peters, Marcus	4	Judon, Matthew	9	Humphrey, Marlon	11	Judon, Matthew	21
Campbell, Calais	4.0	Bowser, Tyus	3	Queen, Patrick	9	Peters, Marcus	9	McPhee, Pernell	15
McPhee, Pernell	3.0	Clark, Chuck	1	Ferguson, Jaylon	7	Averett, Anthony	7	Bowser, Tyus	14
Ngakoue, Yannick	3.0	Humphrey, Marlon	1	Wolfe, Derek	6	Campbell, Calais	6	Campbell, Calais	10
Queen, Patrick	3.0	Queen, Patrick	1	Campbell, Calais	5	Bowser, Tyus	5	Queen, Patrick	10
Ward, Jihad	3.0			Bowser, Tyus	4	Clark, Chuck	4	Ward, Jihad	8
Board, Chris	2.5			Humphrey, Marlon	4	Elliott, DeShon	4	Board, Chris	5
Elliott, DeShon	2.5			Ward, Jihad	4	Fort, L.J.	2	Elliott, DeShon	5
Humphrey, Marlon	2.5			Clark, Chuck	3	Judon, Matthew	2	Ferguson, Jaylon	5
Bowser, Tyus	2.0			Elliott, DeShon	3	Queen, Patrick	2	Clark, Chuck	4
Ferguson, Jaylon	2.0			McPhee, Pernell	3	Ward, Jihad	2	Humphrey, Marlon	4
Clark, Chuck	1.5			Board, Chris	2	Williams, Brandon	2	Wolfe, Derek	4
Madubuike, Justin	1.0			Fort, L.J.	2	Wolfe, Derek	2	Ngakoue, Yannick	3
Peters, Marcus	1.0			Madubuike, Justin	2	Board, Chris	1	Madubuike, Justin	2
Smith, Jimmy	1.0			Ngakoue, Yannick	2	Ellis, Justin	1	Williams, Tramon	2
Wolfe, Derek	1.0			Smith, Jimmy	2	Ferguson, Jaylon	1	Fort, L.J.	1
				Williams, Brandon	2	Harris, Davontae	1	Peters, Marcus	1
				Harrison, Malik	1	Harrison, Malik	1	Smith, Jimmy	1
				Peters, Marcus	1	McPhee, Pernell	1	Williams, Brandon	1
						Ngakoue, Yannick	1		
						Smith, Jimmy	1		
						Williams, Tramon	1		

FORCED FUMBLES		FUMBLE RECOVERIES	
PLAYER	NO.	PLAYER	NO.
Humphrey, Marlon	8	Clark, Chuck	3
Peters, Marcus	4	Fort, L.J.	2
Clark, Chuck	2	Peters, Marcus	2
Elliott, DeShon	2	Queen, Patrick	2
Ngakoue, Yannick	2	Ferguson, Jaylon	1
Queen, Patrick	2	Levine Sr., Anthony	1
Board, Chris	1	Smith, Jimmy	1
Fort, L.J.	1	Wolfe, Derek	1